



Department of Pharmaceuticals
Ministry of Chemicals and Fertilizers
Government of India

**AP BULK DRUG PARK
NAKKAPALLI, ANDHRA PRADESH**

BIDDING DOCUMENTS

(Tender Drawings)

JANUARY 2024

SUBMITTED BY



Government of Andhra Pradesh

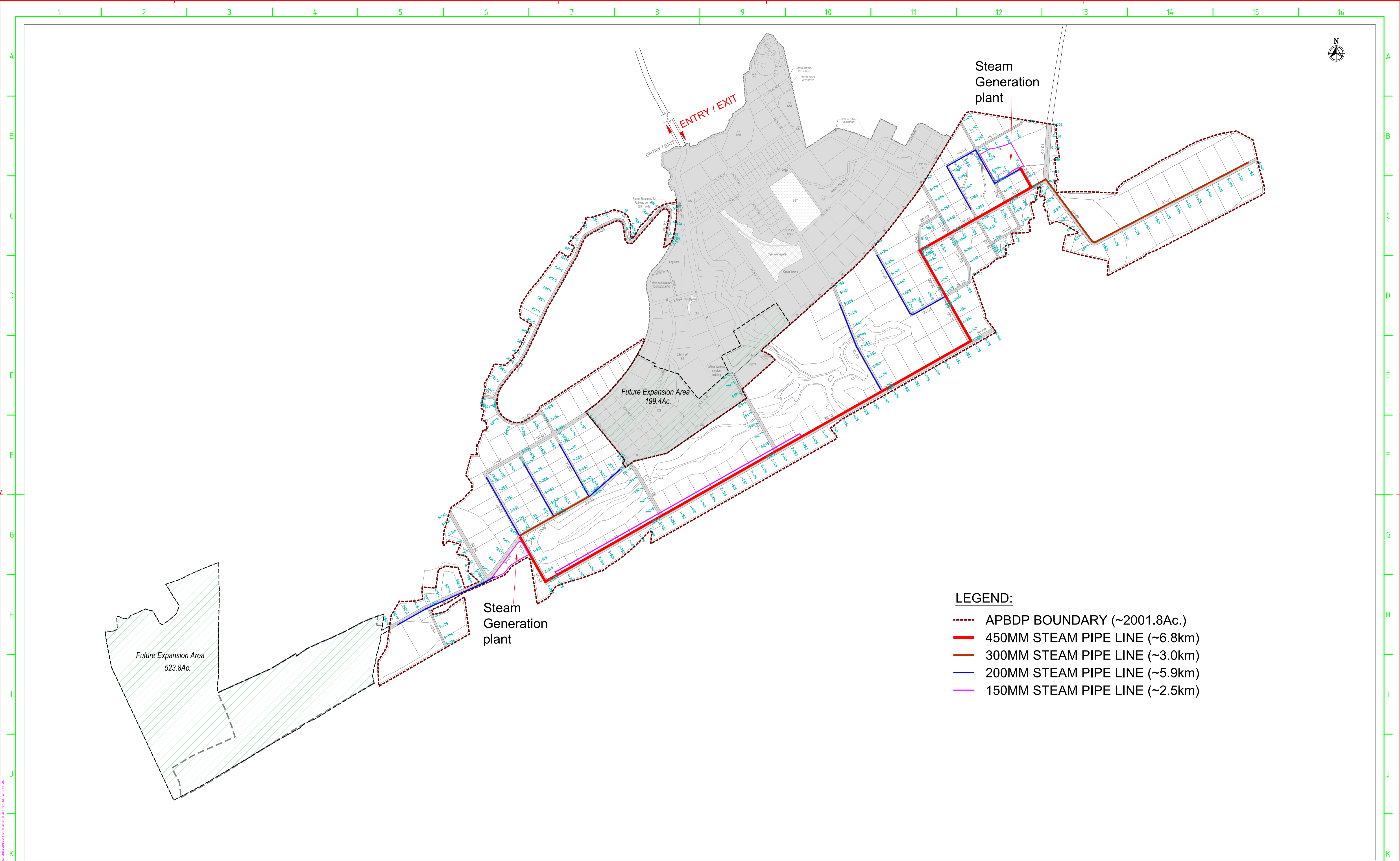
Nodal Agency

Andhra Pradesh Industrial Infrastructure Corporation Limited

Implementing Agency

AP Bulk Drug Infrastructure Corp. Ltd.

**VOLUME –II (G) STEAM GENERATION AND DISTRIBUTION
DRAWINGS**



LEGEND:

- APBDP BOUNDARY (~2001.8Ac.)
- 450MM STEAM PIPE LINE (~6.8km)
- 300MM STEAM PIPE LINE (~3.0km)
- 200MM STEAM PIPE LINE (~5.9km)
- 150MM STEAM PIPE LINE (~2.5km)

NOTES
 1. XXX XXXXX XXXXX
 2. XXX XXXXX XXXXX

DRAWING NO.		TITLE		REV.		DATE		STATUS		DESCRIPTION		DES.		DRN.		INIT.		SIGN.		INIT.		SIGN.	
XXXXXXX		XXX XXXX XXXXX XXXXXX		0		240122		2		FIRST SUBMISSION		IRR		BNK		SLI		BRT					
<p style="text-align: center;">REVISIONS</p> <p style="text-align: center;">STATUS CODES 1 - PRELIMINARY 2 - FOR APPROVAL 3 - GOOD FOR CONSTRUCTION 4 -</p>																							

CLIENT: ANDHRA PRADESH INDUSTRIAL INFRASTRUCTURE CORPORATION LIMITED (APIIC)

PROJECT: SETTING UP OF BULK DRUG PARK AT NAKKAPALLI IN ANAKAPALLI DISTRICT, ANDHRA PRADESH

TITLE: STEAM PIPE NETWORK

PROJECT NO: C1232704

COP: -

SCALE: -

DRAWING NO: DD001

REV: 0

COMPANIES: L&T Infrastructure Engineering Ltd. IN CONSORTIUM WITH ARTELIA Consulting Engineers Ltd. (Formerly Mahindra Consulting Engineers Ltd.)



Nodal Agency

Andhra Pradesh Industrial Infrastructure Corporation Limited

Implementing Agency

AP Bulk Drug Infrastructure Corp. Ltd

**APIIC Towers, 9th Floor, IT Park, Mangalagiri, Guntur District- 522 503
Andhra Pradesh**



Department of Pharmaceuticals
Ministry of Chemicals and Fertilizers
Government of India

**AP BULK DRUG PARK
NAKKAPALLI, ANDHRA PRADESH**

BIDDING DOCUMENTS

(Tender Drawings)

JANUARY 2024

SUBMITTED BY



Government of Andhra Pradesh

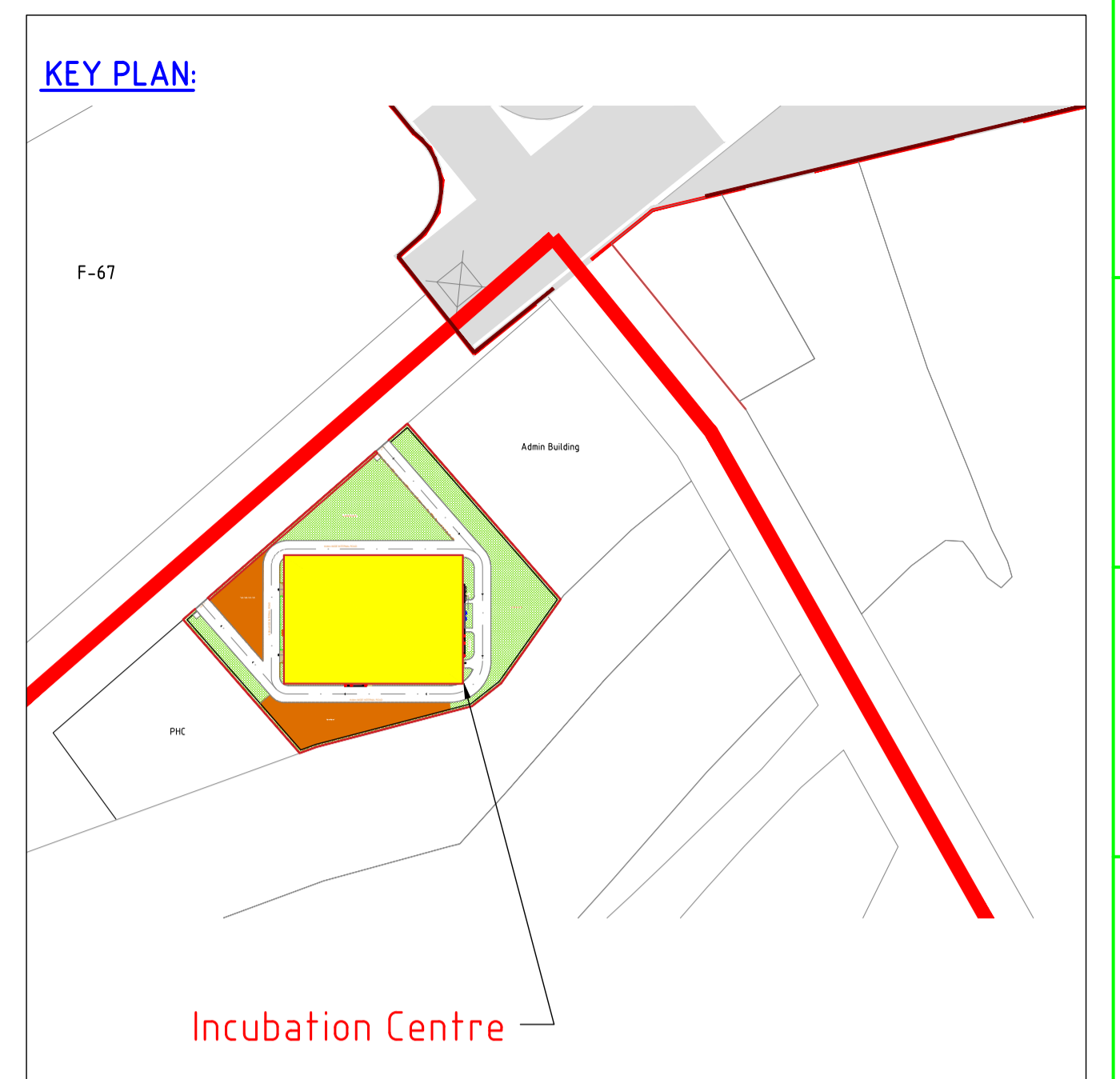
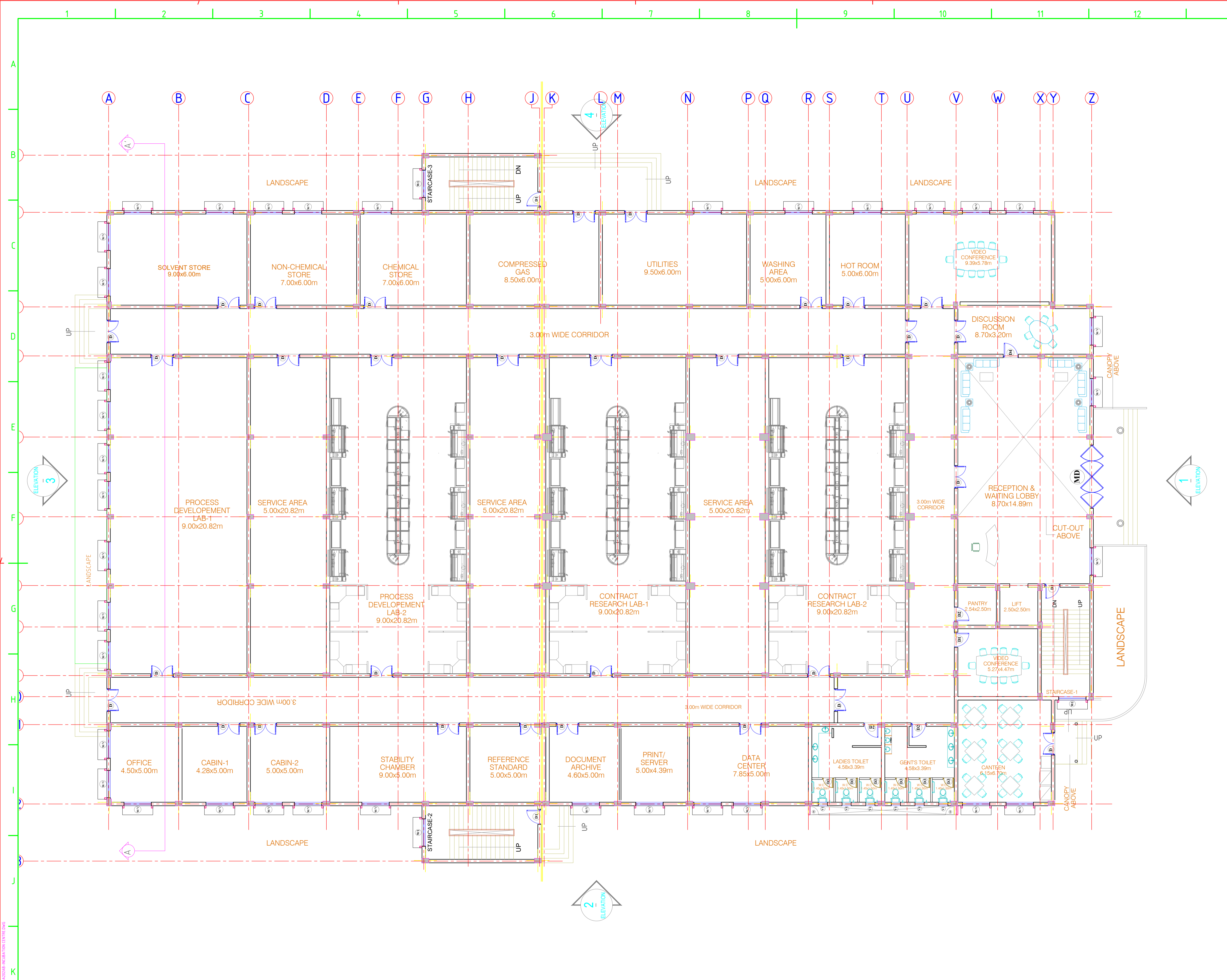
Nodal Agency

Andhra Pradesh Industrial Infrastructure Corporation Limited

Implementing Agency

AP Bulk Drug Infrastructure Corp. Ltd.

**VOLUME –II (H) INCUBATION CENTRE
DRAWINGS**



SCHEDULE OF OPENINGS									
S.no	TYPE	SIZE	SILL	LINTEL	S.no	TYPE	SIZE	SILL	LINTEL
DOOR					WINDOW				
01	MD	4.20x2.40	-	2.40	01	W/V	1.50x1.20	0.90	2.10
02	D	1.50x2.40	-	2.40			1.50x0.60		VENTILATOR FROM BEAM BOTTOM
03	D1	1.00x2.10	-	2.10	02	W1	1.50x1.20		FROM BEAM BOTTOM
04	D2	1.00x2.10	-	2.10	WINDOW				
05	D3	0.75x2.10	-	2.10	01	V	0.60x0.45	1.65	2.10
06	D4	1.00x2.10	-	2.10	NOTE: ALL DIMENSIONS ARE FROM FFL.				
07	D5	1.80x2.40	-	2.40					
08	D6	1.20x2.10	-	2.10					

FOR TENDER PURPOSE ONLY

- NOTES**
- -

REV.	DATE	STATUS	DESCRIPTION	DES.	DRN.	INIT. CHECKED	GVD	SLI	BRT
0	231128	2	FIRST SUBMISSION						

REVISIONS

STATUS CODES: 1- PRELIMINARY 2- FOR APPROVAL 3- GOOD FOR CONSTRUCTION 4- ...

REFERENCE DRAWINGS

DRAWING NO.	TITLE

CLIENT: ANDHRA PRADESH INDUSTRIAL INFRASTRUCTURE CORPORATION LIMITED (APIC)

PROJECT: SETTING UP OF BULK DRUG PARK AT NAKKAPALLI IN ANAKAPALLI DISTRICT, ANDHRA PRADESH

TITLE: INCUBATION CENTRE - GROUND FLOOR PLAN

PROJECT NO: C1232704

COP: -

SCALE: -

DRAWING NO: DDA202A1

REV: 0

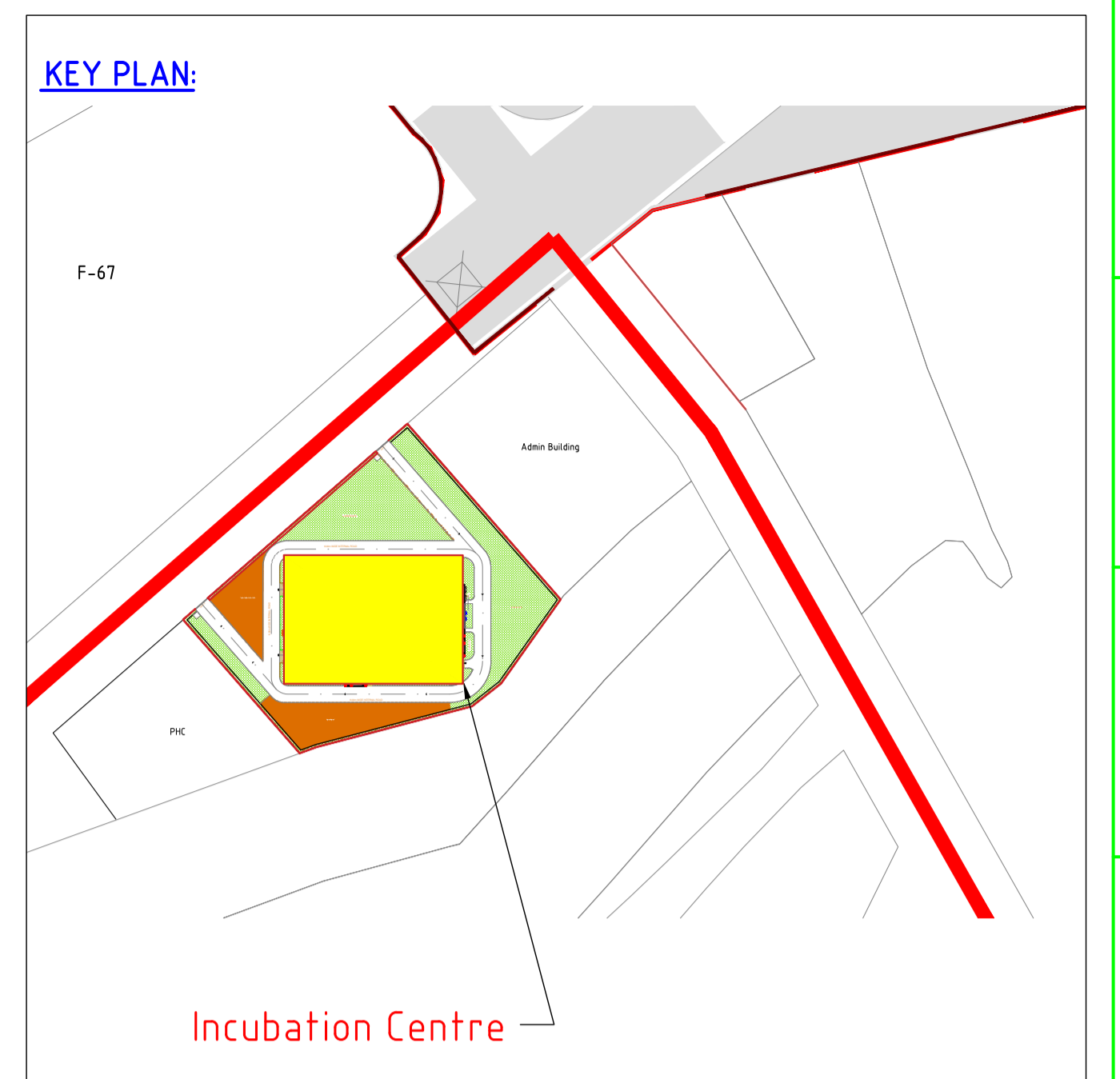
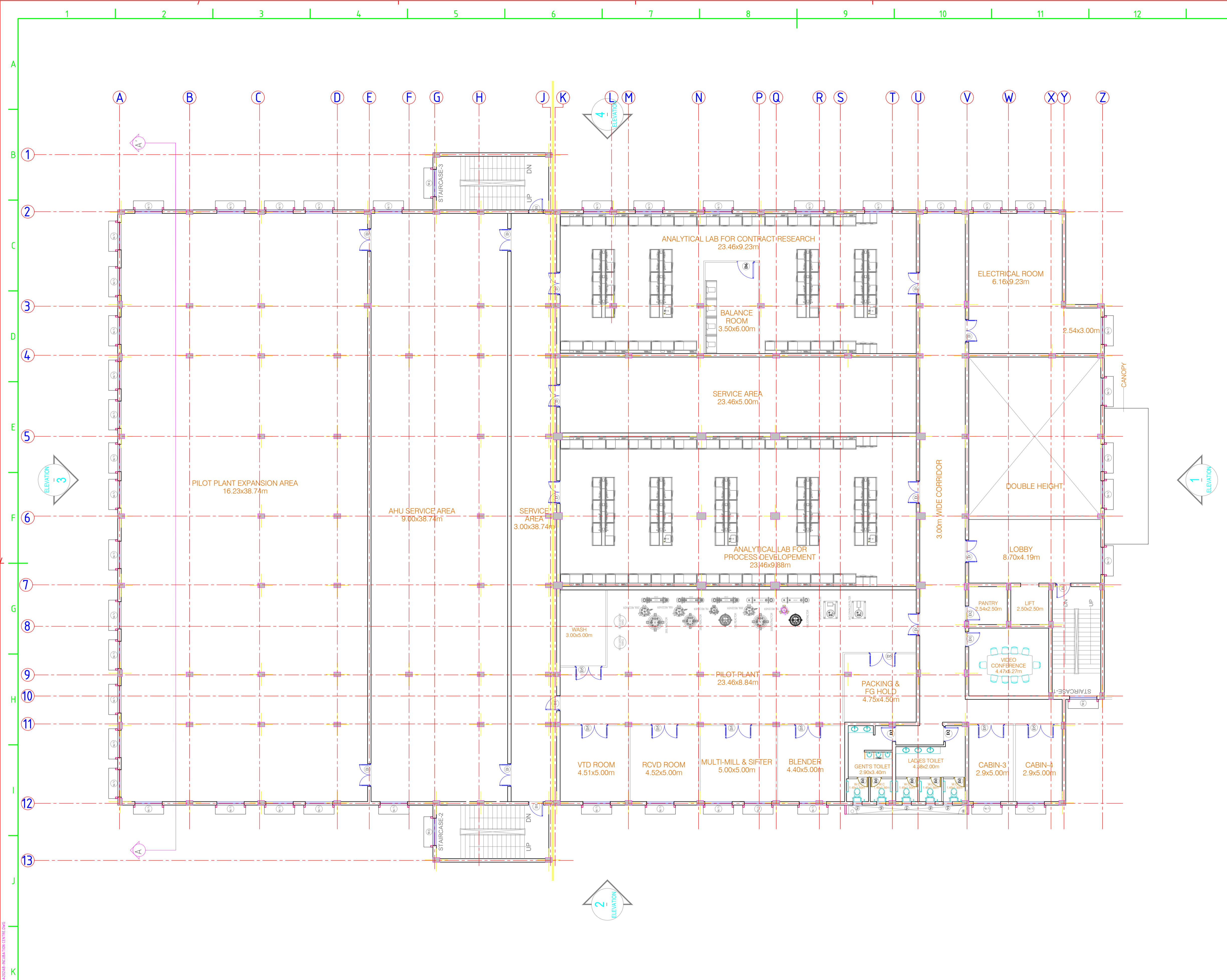
COMPANIES: L&T Infrastructure Engineering Ltd. IN CONSORTIUM WITH ARTELIA Consulting Engineers Ltd. (Formerly Mahindra Consulting Engineers Ltd.)

NOTES: This drawing is the property of L&T Infrastructure Engineering Ltd. and must not be passed on to any person without the written permission of L&T Infrastructure Engineering Ltd. or in part by such person or body without the prior permission in writing.

LEFT CORNER OF THE DRAWING

RIGHT CORNER OF THE DRAWING

plot scale: 1:50m



SCHEDULE OF OPENINGS									
S.no	TYPE	SIZE	SILL	LINTEL	S.no	TYPE	SIZE	SILL	LINTEL
DOOR					WINDOW				
01	MD	4.20x2.40	-	2.40	01	W/V	1.50x1.20	0.90	2.10
02	D	1.50x2.40	-	2.40			1.50x0.60		VENTILATOR FROM BEAM BOTTOM
03	D1	1.00x2.10	-	2.10	02	W1	1.50x1.20		FROM BEAM BOTTOM
04	D2	1.00x2.10	-	2.10	WINDOW				
05	D3	0.75x2.10	-	2.10	01	V	0.60x0.45	1.65	2.10
06	D4	1.00x2.10	-	2.10	NOTE: ALL DIMENSIONS ARE FROM FFL.				
07	D5	1.80x2.40	-	2.40					
08	D6	1.20x2.10	-	2.10					

NOTES
 1. -
 2. -

REV.	DATE	STATUS	DESCRIPTION	DES.	DRN.	INIT. CHECKED	SIGN. APPROVED
0	231128	2	FIRST SUBMISSION			GVD	GVD

DRAWING NO.	TITLE	REVISIONS
	REFERENCE DRAWINGS	STATUS CODES 1 - PRELIMINARY 2 - FOR APPROVAL 3 - GOOD FOR CONSTRUCTION 4 -

CLIENT: ANDHRA PRADESH INDUSTRIAL INFRASTRUCTURE CORPORATION LIMITED (APIIC)

PROJECT: SETTING UP OF BULK DRUG PARK AT NAKKAPALLI IN ANAKAPALLI DISTRICT, ANDHRA PRADESH

TITLE: INCUBATION CENTRE - FIRST FLOOR PLAN

PROJECT NO: C1232704

COP: -

SCALE: -

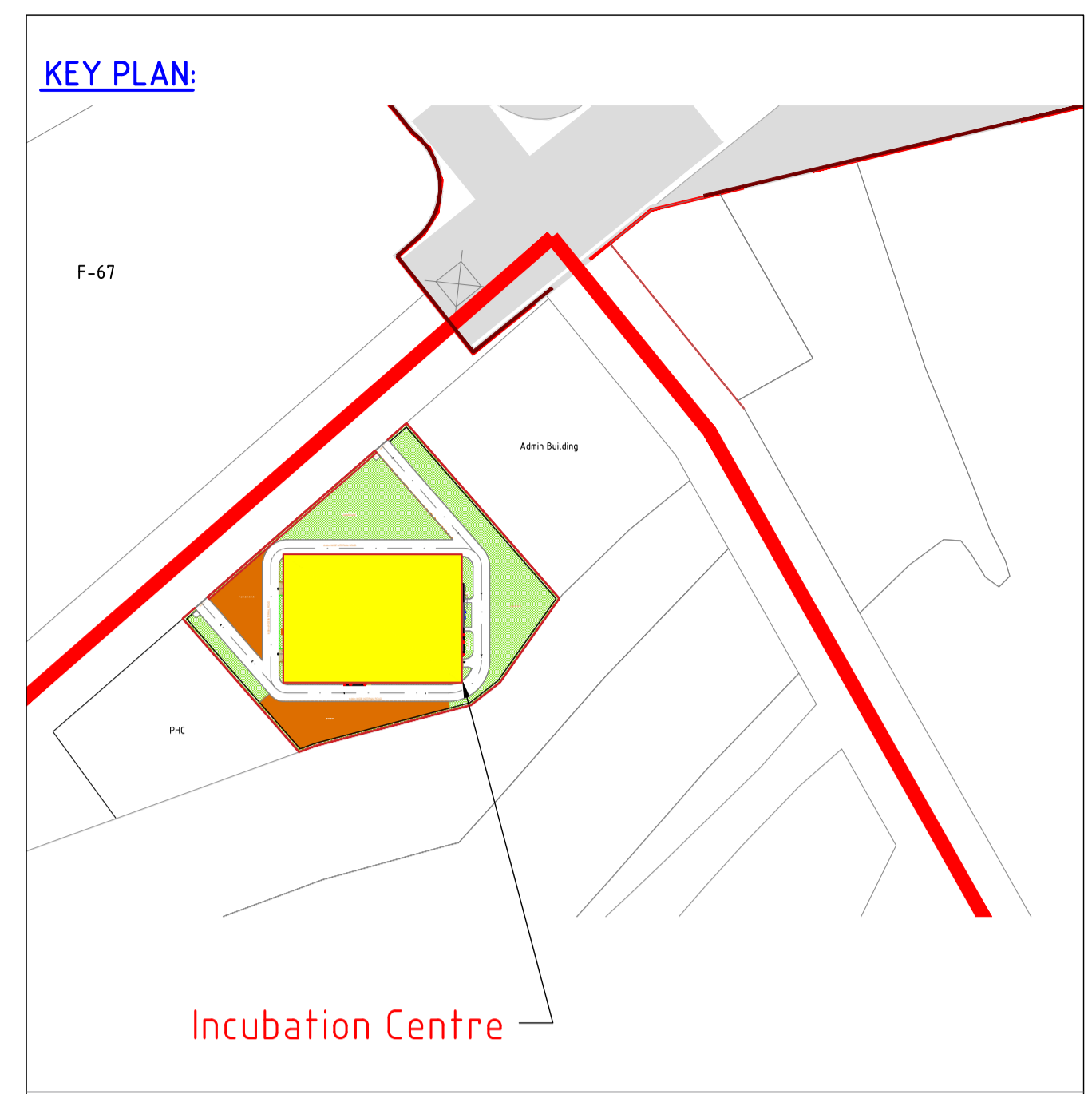
DRAWING NO.: DDA202A2

REV: 0

COMPANIES: L&T Infrastructure Engineering Ltd. IN CONSORTIUM WITH: ARTELIA Consulting Engineers Ltd. (Formerly Mahindra Consulting Engineers Ltd.)

SCALE: 1:50m

THIS DRAWING IS THE PROPERTY OF L&T INFRASTRUCTURE ENGINEERING LTD. AND MUST NOT BE PASSED ON TO ANY PERSON WITHOUT THE WRITTEN PERMISSION OF L&T INFRASTRUCTURE ENGINEERING LTD. ANY REUSE OR REPRODUCTION OF THIS DRAWING WITHOUT THE WRITTEN PERMISSION OF L&T INFRASTRUCTURE ENGINEERING LTD. IS STRICTLY PROHIBITED.



SCHEDULE OF OPENINGS									
S.no	TYPE	SIZE	SILL	LINTEL	S.no	TYPE	SIZE	SILL	LINTEL
DOOR				WINDOW					
01	MD	4.20x2.40	-	2.40	01	W/V	1.50x1.20	0.90	2.10
02	D	1.50x2.40	-	2.40			1.50x0.60		VENTILATOR FROM BEAM BOTTOM
03	D1	1.00x2.10	-	2.10	02	W1	1.50x1.20		FROM BEAM BOTTOM
04	D2	1.00x2.10	-	2.10	WINDOW				
05	D3	0.75x2.10	-	2.10	01	V	0.60x0.45	1.65	2.10
06	D4	1.00x2.10	-	2.10	NOTE ALL DIMENSIONS ARE FROM FFL.				
07	D5	1.80x2.40	-	2.40					
08	D6	1.20x2.10	-	2.10					

FOR TENDER PURPOSE ONLY



NOTES
 1. -
 2. -

REV.	YYMMDD	DATE	STATUS	DESCRIPTION	DES.	DRN.	INIT. CHECKED	SIGN.	INIT. APPROVED	SIGN.
0	231128	2	FIRST SUBMISSION		GVD	GVD	SLI	BRT		
REVISIONS					STATUS CODES 1: PRELIMINARY 2: FOR APPROVAL 3: GOOD FOR CONSTRUCTION 4:					
DRAWING NO.		TITLE			REVISIONS					
		REFERENCE DRAWINGS								

CLIENT: ANDHRA PRADESH INDUSTRIAL INFRASTRUCTURE CORPORATION LIMITED (APIIC)

PROJECT: SETTING UP OF BULK DRUG PARK AT NAKKAPALLI IN ANAKAPALLI DISTRICT, ANDHRA PRADESH

TITLE: INCUBATION CENTRE - TERRACE PLAN

PROJECT NO: C1232704

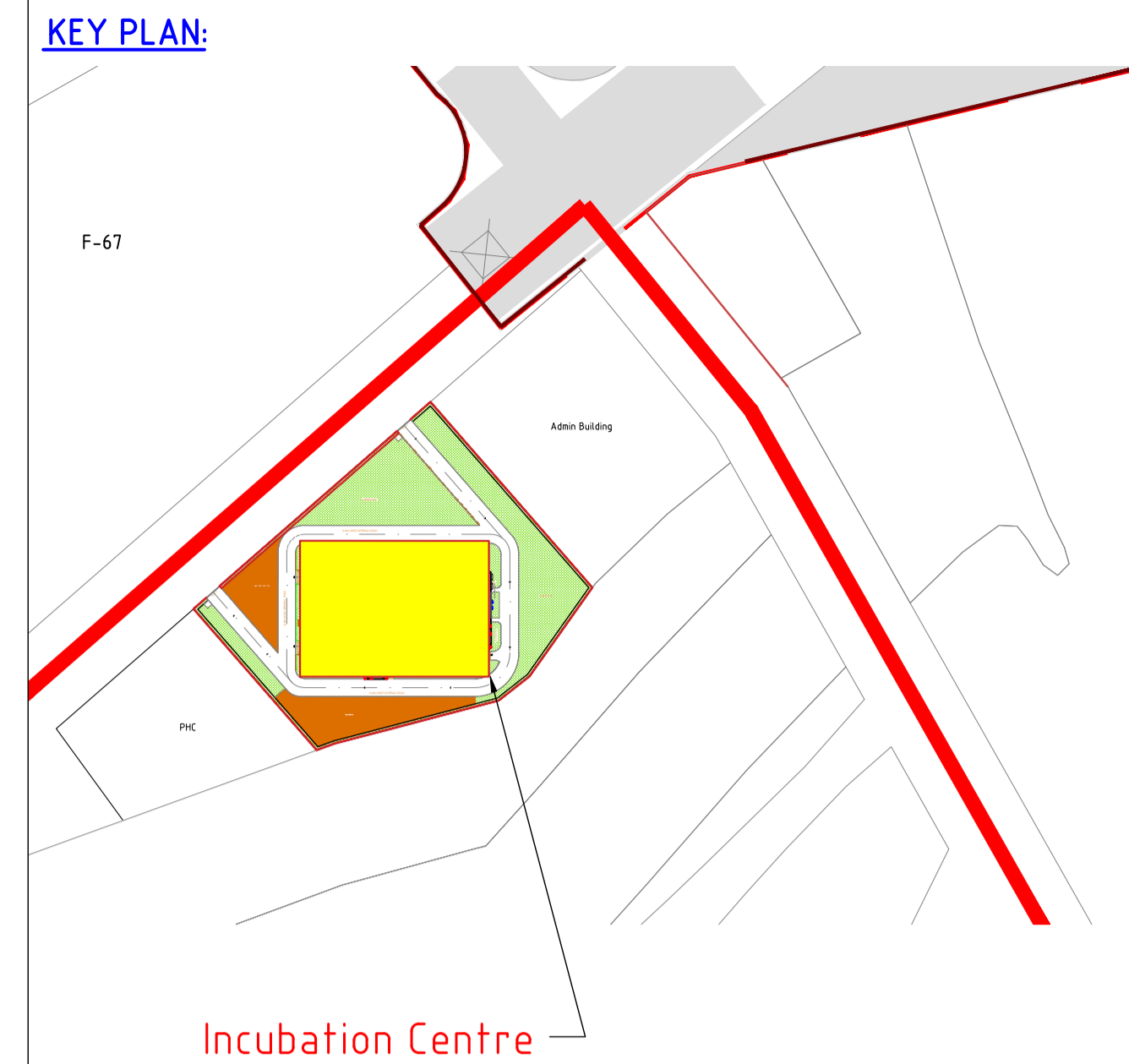
COP: -

SCALE: -

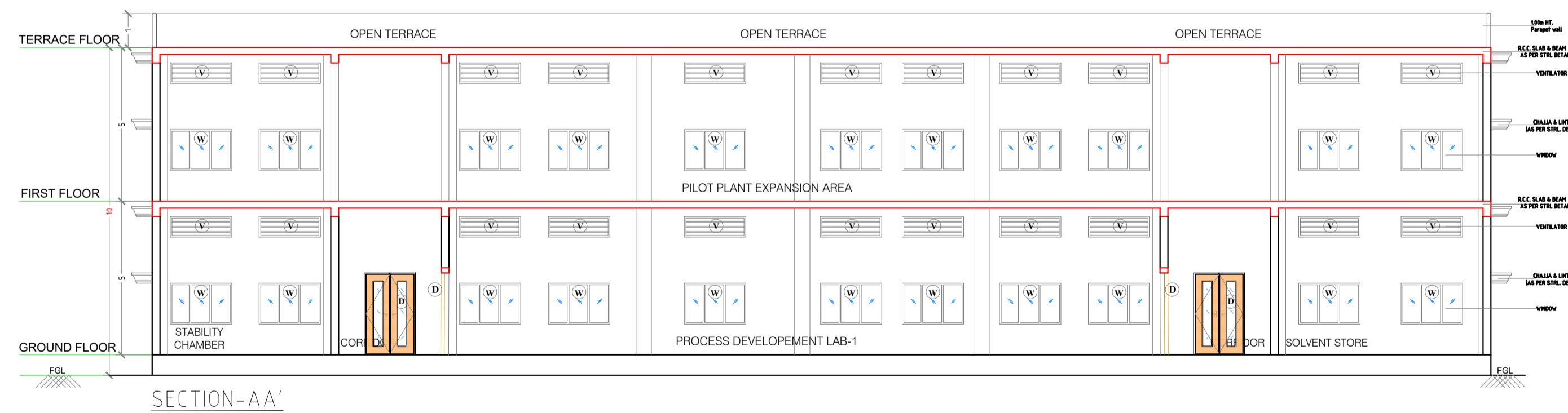
DRAWING NO: DDA202A3

REV: 0

COMPANIES: L&T Infrastructure Engineering Ltd. IN CONSORTIUM WITH: ARTELIA Consulting Engineers Ltd. (Formerly Mahindra Consulting Engineers Ltd.)



SCHEDULE OF OPENINGS									
S.no	TYPE	SIZE	SILL	LINTEL	S.no	TYPE	SIZE	SILL	LINTEL
DOOR				WINDOW					
01	MD	4.20x2.40	-	2.40	01	W/V	1.50x1.20	0.90	2.10
02	D	1.50x2.40	-	2.40			1.50x0.60		VENTILATOR FROM BEAM BOTTOM
03	D1	1.00x2.10	-	2.10	02	W1	1.50x1.20		FROM BEAM BOTTOM
04	D2	1.00x2.10	-	2.10	WINDOW				
05	D3	0.75x2.10	-	2.10	01	V	0.60x0.45	1.65	2.10
06	D4	1.00x2.10	-	2.10	NOTE: ALL DIMENSIONS ARE FROM FFL.				
07	D5	1.80x2.40	-	2.40					
08	D6	1.20x2.10	-	2.10					



FOR TENDER PURPOSE ONLY

NOTES

-
-

E																				
D																				
C																				
B																				
A																				
0	231128	2	FIRST SUBMISSION																	
REV.	YYMMDD	DATE	STATUS	DESCRIPTION				DES.	DRN.	INIT.	SIGN.	INIT.	SIGN.							
				REVISIONS				CHECKED	APPROVED											
DRAWING NO.	TITLE			STATUS CODES 1- PRELIMINARY 2- FOR APPROVAL 3- GOOD FOR CONSTRUCTION 4-																
	REFERENCE DRAWINGS																			

THIS DRAWING IS THE PROPERTY OF L&T INFRASTRUCTURE ENGINEERING LTD. AND MUST NOT BE PASSED ON TO ANY PERSON WITHOUT THE WRITTEN PERMISSION OF L&T INFRASTRUCTURE ENGINEERING LTD. ANY REVISIONS MADE MUST BE MADE IN THIS DRAWING AND NOT IN ANY OTHER DRAWING. ANY REVISIONS MADE MUST BE MADE IN THIS DRAWING AND NOT IN ANY OTHER DRAWING. ANY REVISIONS MADE MUST BE MADE IN THIS DRAWING AND NOT IN ANY OTHER DRAWING.

CLIENT: ANDHRA PRADESH INDUSTRIAL INFRASTRUCTURE CORPORATION LIMITED (APIC)

PROJECT: SETTING UP OF BULK DRUG PARK AT NAKKAPALLI IN ANAKAPALLI DISTRICT, ANDHRA PRADESH

TITLE: INCUBATION CENTRE - SCETION-AA & ELEVATION-1 & 2

PROJECT NO: C1232704

COP: -

SCALE: -

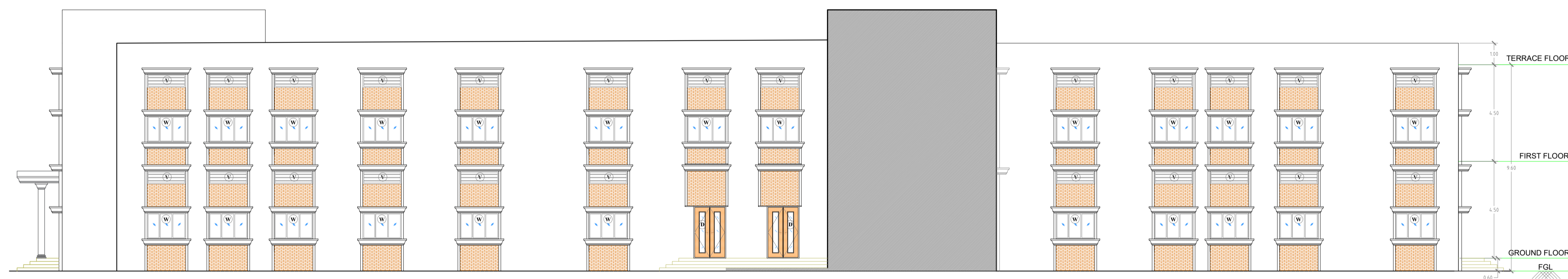
DRAWING NO: DDA202B1

REV: 0

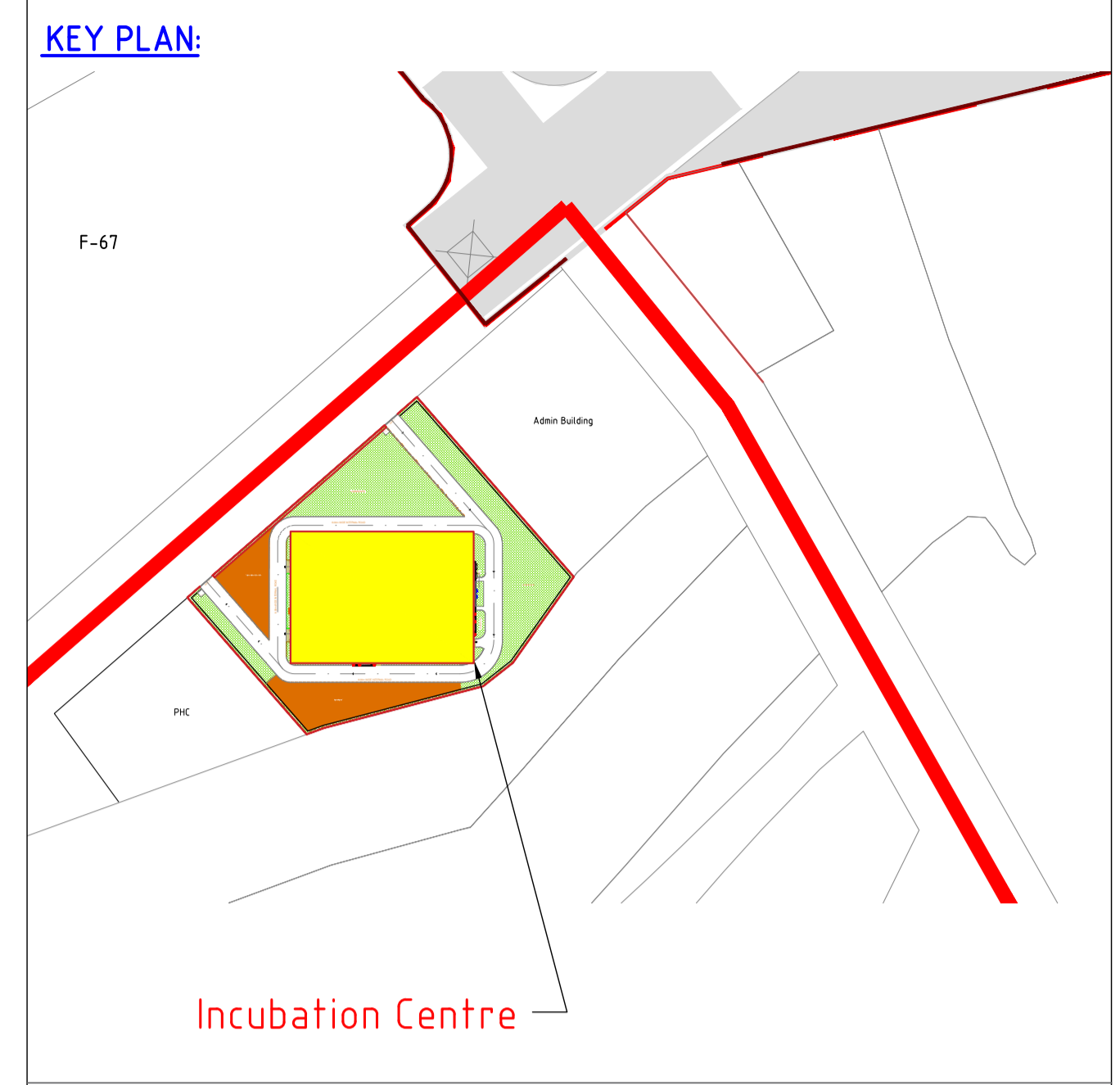
COMPANIES: L&T Infrastructure Engineering Ltd. IN CONSORTIUM WITH: ARTELIA Consulting Engineers Ltd. (Formerly Mahindra Consulting Engineers Ltd.)



ELEVATION-3



ELEVATION-4



SCHEDULE OF OPENINGS									
S.no	TYPE	SIZE	SILL	LINTEL	S.no	TYPE	SIZE	SILL	LINTEL
DOOR					WINDOW				
01	MD	4.20x2.40	-	2.40	01	W/V	1.50x1.20	0.90	2.10
02	D	1.50x2.40	-	2.40			1.50x0.60		VENTILATOR FROM BEAM BOTTOM
03	D1	1.00x2.10	-	2.10	02	W1	1.50x1.20		FROM BEAM BOTTOM
04	D2	1.00x2.10	-	2.10	WINDOW				
05	D3	0.75x2.10	-	2.10	01	V	0.60x0.45	1.65	2.10
06	D4	1.00x2.10	-	2.10	NOTE: ALL DIMENSIONS ARE FROM FFL.				
07	D5	1.80x2.40	-	2.40					
08	D6	1.20x2.10	-	2.10					

FOR TENDER PURPOSE ONLY

NOTES

-
-

REV.	YYMMDD	DATE	STATUS	DESCRIPTION	DES.	DRN.	INIT.	SIGN.	INIT.	SIGN.
0	231128	2	FIRST SUBMISSION		GVD	GVD	SLI	BRT		

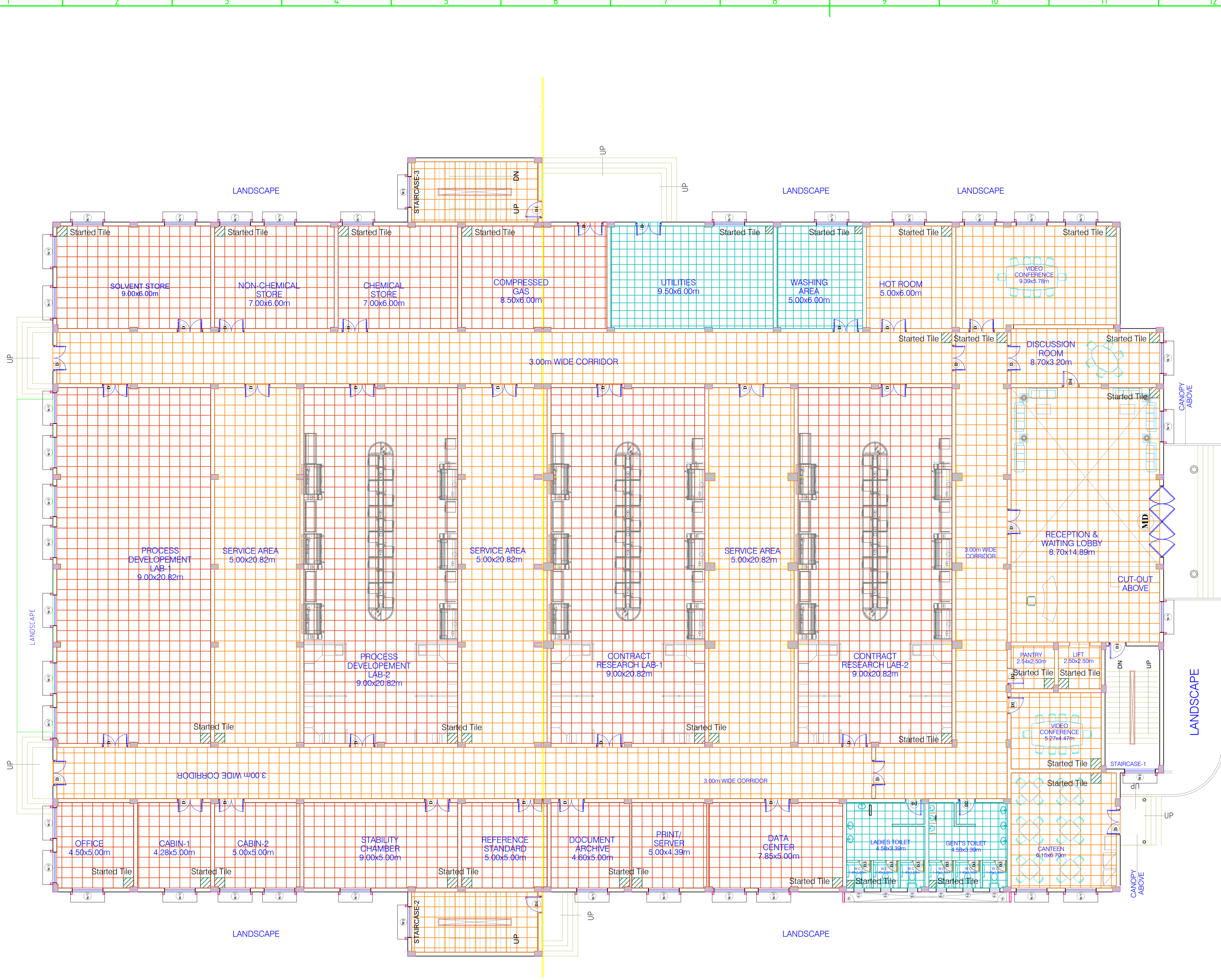
DRAWING NO.	TITLE	REVISIONS
	REFERENCE DRAWINGS	STATUS CODES 1- PRELIMINARY 2- FOR APPROVAL 3- GOOD FOR CONSTRUCTION 4-

This drawing is the property of L&T Infrastructure Engineering Ltd. and must not be passed on to any person without the prior written permission of L&T Infrastructure Engineering Ltd. or in part by such person or body without the prior permission in writing.

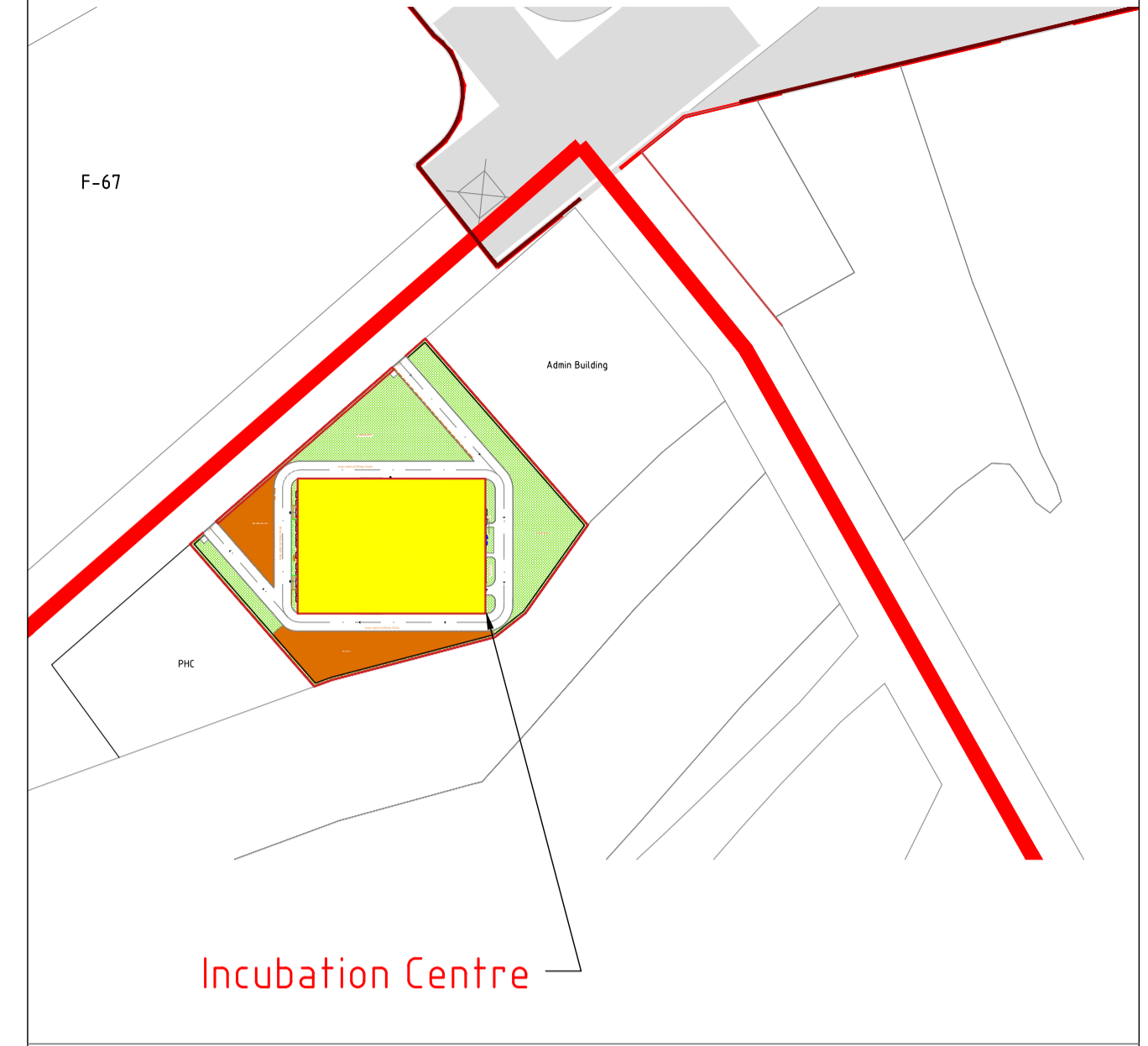
PATH: REFER BOTTOM (ORIGINAL SIZE: A1) LEFT CORNER OF THE DRAWING

CLIENT: ANDHRA PRADESH INDUSTRIAL INFRASTRUCTURE CORPORATION LIMITED (APIIC)
PROJECT: SETTING UP OF BULK DRUG PARK AT NAKKAPALLI IN ANAKAPALLI DISTRICT, ANDHRA PRADESH
TITLE: INCUBATION CENTRE - ELEVATION- 3 & 4
PROJECT NO: C1232704
COP: -
SCALE: -
DRAWING NO: DDA202B2
REV: 0

L&T Infrastructure Engineering Ltd. IN CONSORTIUM WITH: **ARTELIA Consulting Engineers Ltd.** (Formerly Mahindra Consulting Engineers Ltd.)



KEY PLAN:



LEGEND:

- GRANITE (600X600)
- VITRIFIED TILE (600X600)
- CERAMIC TILE (450X450)
- STARTED TILE

FOR TENDER PURPOSE ONLY

NOTES

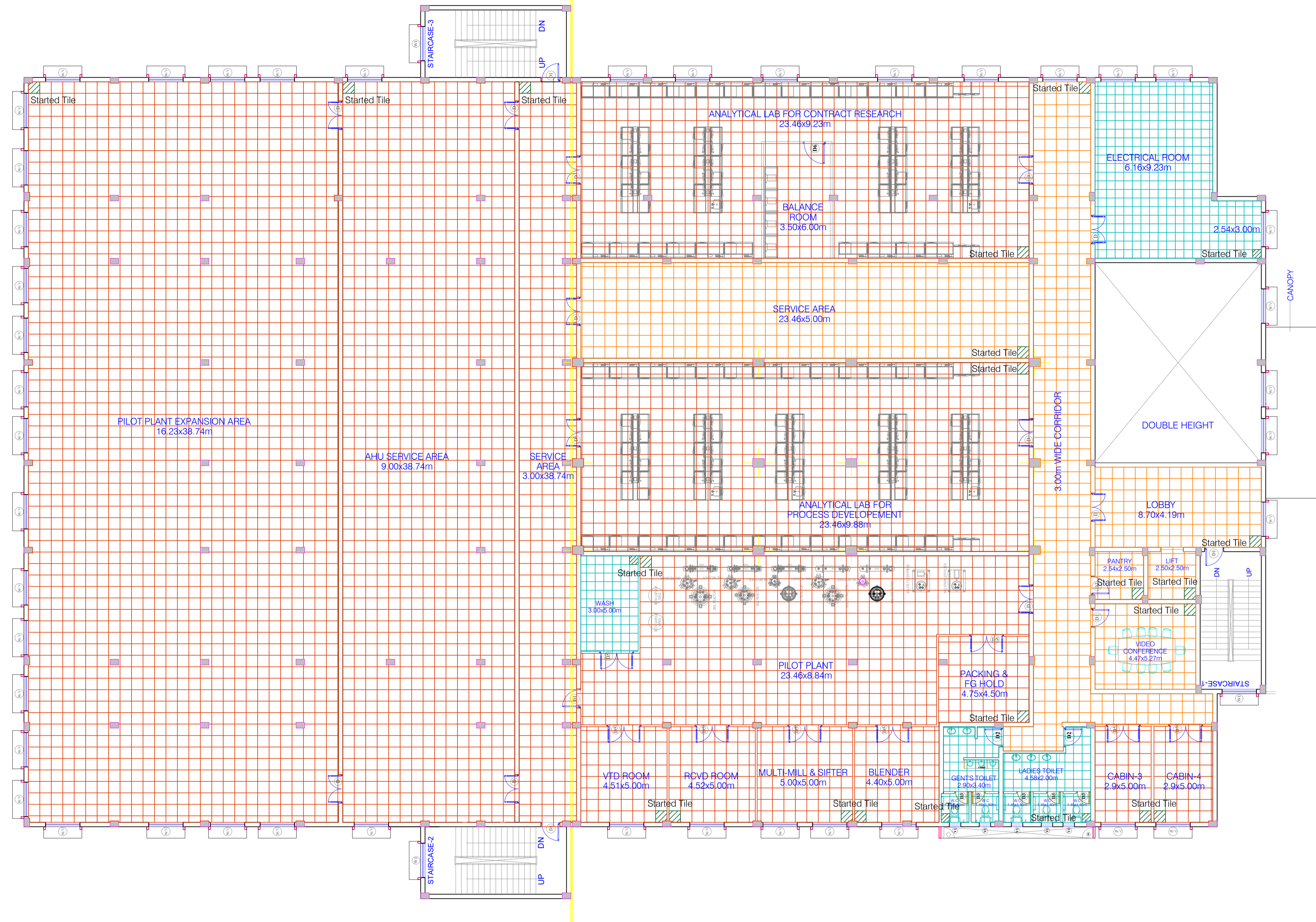
1. -
2. -

DRAWING NO.	TITLE	REV.	DATE	STATUS	DESCRIPTION	DES.	DRN.	INIT. CHECKED	SIGN. APPROVED
		0	231128	2	FIRST SUBMISSION	GVD	GVD	SLI	BRT
REVISIONS									
STATUS CODES 1- PRELIMINARY 2- FOR APPROVAL 3- GOOD FOR CONSTRUCTION 4- ...									
REFERENCE DRAWINGS									

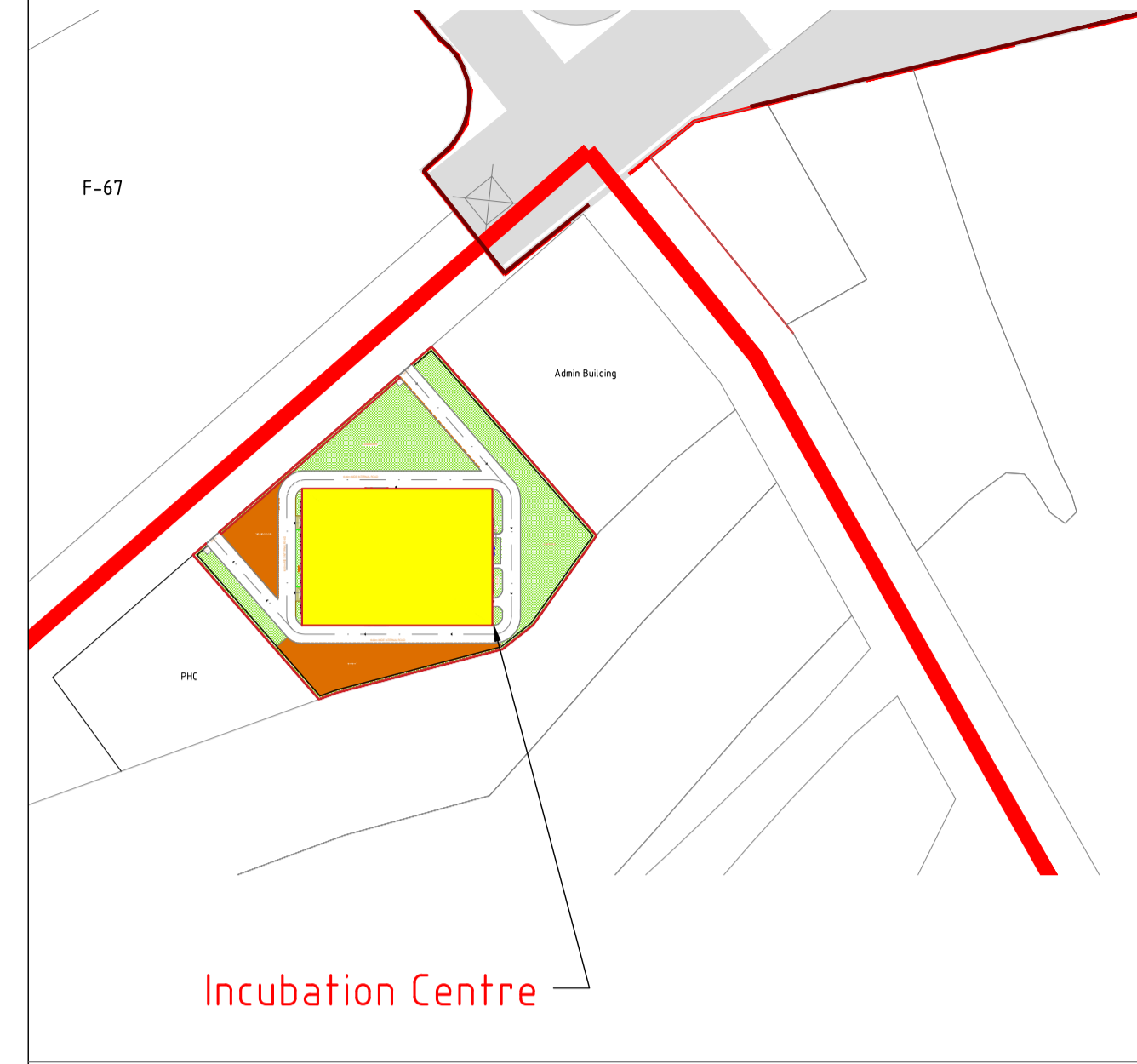
This drawing is the property of L&T Infrastructure Engineering Ltd. and must not be passed on to any person without the written permission of the company. The user shall be liable for any loss or damage caused by the use of this drawing without the prior permission in writing.

CLIENT: ANDHRA PRADESH INDUSTRIAL INFRASTRUCTURE CORPORATION LIMITED (APIIC)
PROJECT: SETTING UP OF BULK DRUG PARK AT NAKKAPALLI IN ANAKAPALLI DISTRICT, ANDHRA PRADESH
TITLE: INCUBATION CENTRE - GROUND FLOOR FINISHES
PROJECT NO: C1232704
COP: -
SCALE: -
DRAWING NO: DDA202C1
REV: 0





KEY PLAN:



LEGEND:

- GRANITE (600X600)
- VITRIFIED TILE (600X600)
- CERAMIC TILE (450X450)
- STARTED TILE

FOR TENDER PURPOSE ONLY

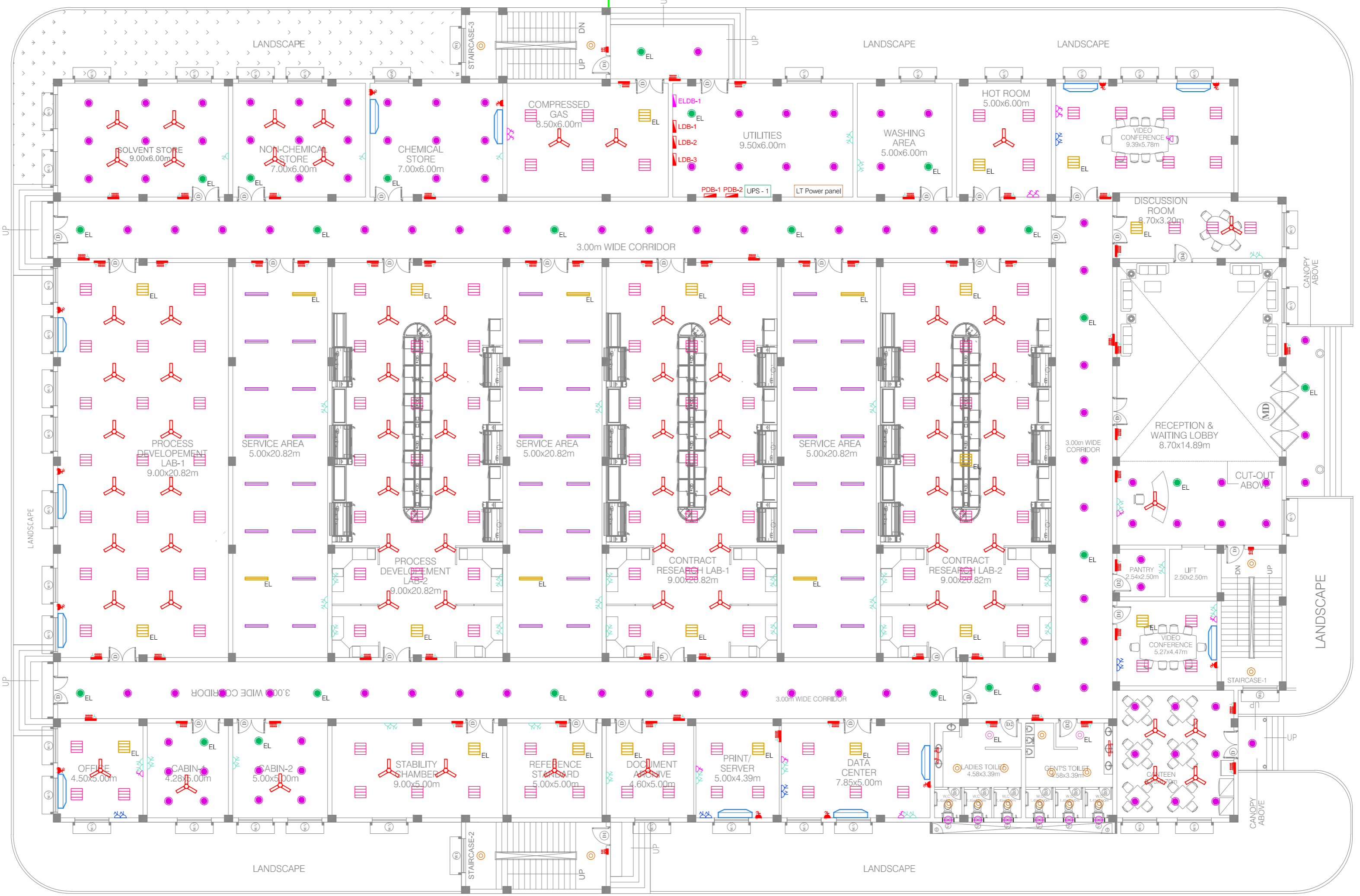
NOTES

1. -
2. -

DRAWING NO.	TITLE	REV.	DATE	STATUS	DESCRIPTION	DES.	DRN.	INIT.	SIGN.	INIT.	SIGN.
		0	231128	2	FIRST SUBMISSION	GVD	GVD	SLI	BRT		
REVISIONS											
REFERENCE DRAWINGS											
STATUS CODES 1- PRELIMINARY 2- FOR APPROVAL 3- GOOD FOR CONSTRUCTION 4-											

This drawing is the property of L&T Infrastructure Engineering Ltd. and must not be passed on to any person without the written permission of the company. Any unauthorized use of this drawing without the prior permission in writing is strictly prohibited.

CLIENT: ANDHRA PRADESH INDUSTRIAL INFRASTRUCTURE CORPORATION LIMITED (APIIC)		PROJECT NO: C1232704
PROJECT: SETTING UP OF BULK DRUG PARK AT NAKKAPALLI IN ANAKAPALLI DISTRICT, ANDHRA PRADESH		COP: - SCALE: -
TITLE: INCUBATION CENTRE - FIRST FLOOR FINISHES		DRAWING NO.: DDA202C2 REV: 0
	L&T Infrastructure Engineering Ltd.	IN CONSORTIUM WITH: ARTELIA Consulting Engineers Ltd. (Formerly Mahindra Consulting Engineers Ltd.)



Ground Floor Plan

S.No	Symbols	Description
1		Emergency Lighting Power distribution board
2		Lighting distribution board
3		Power distribution board
4		36 W LED light fitting
5		18W EL LED light fitting (for UPS backup)
6		18 W LED light fitting
7		18W EL LED light fitting (for UPS backup)
8		24W LED light fitting
9		24W EL LED light fitting (for UPS backup)
10		2X20W LED light fitting
11		2x20W EL LED light fitting (for UPS backup)
12		Mirror light
13		Ceiling fan
14		Exhaust fan
15		Switch board with 5 amps socket

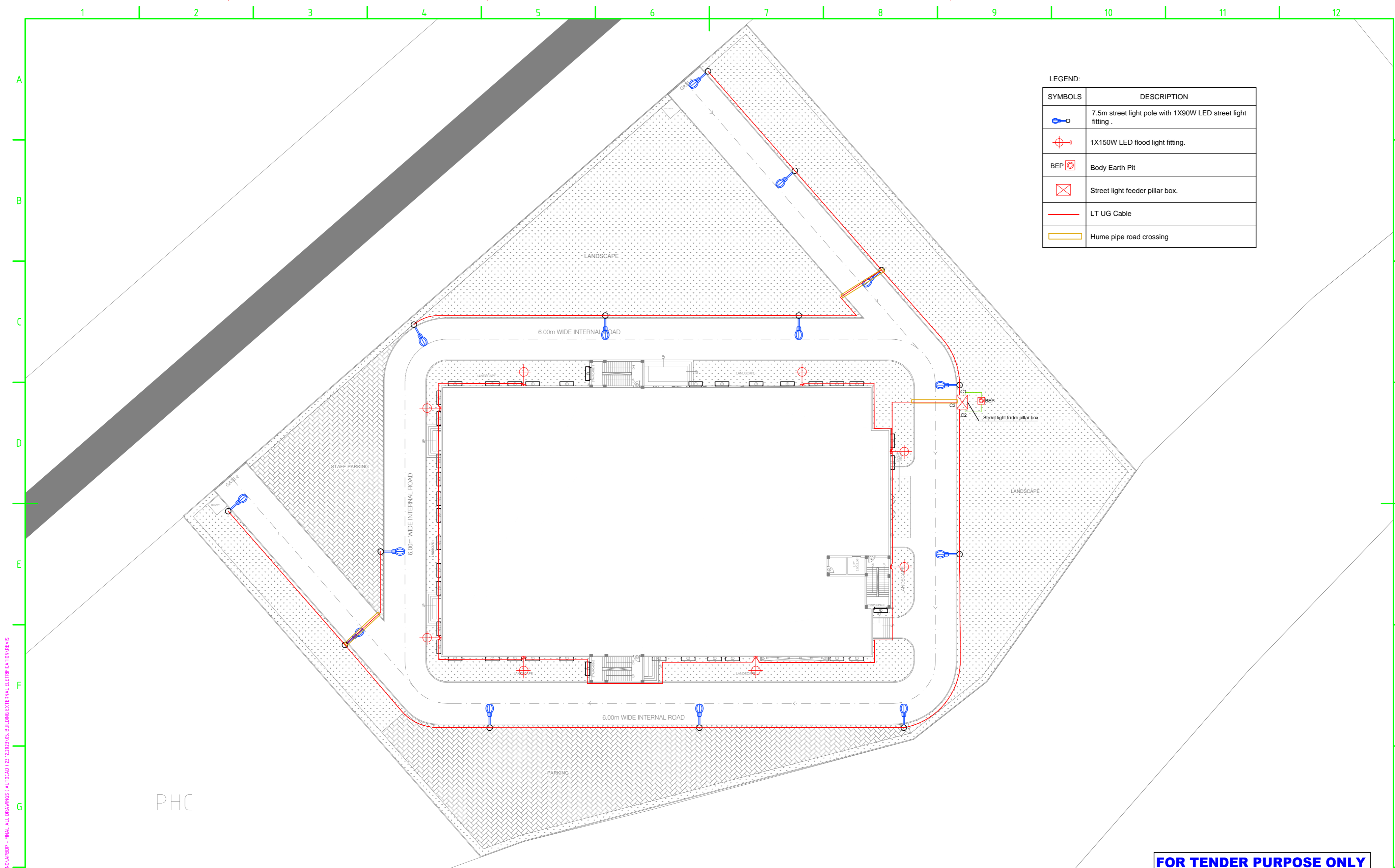
S.No	Symbols	Description
1		Lighting Distribution Board
2		Power Distribution Board
3		Uninterrupted Power Supply
4		1 ph 5 Amp socket outlet with switch
5		1 ph 5 Amp socket outlet with switch for UPS
6		1 ph 5/15 Amp socket outlet with switch
7		1 ph 20 Amp socket outlet with MCB for 1.5 TON AC

NOTES:

DRAWING NO.	TITLE	REV.	YYMMDD DATE	STATUS	DESCRIPTION	DES.	DRN.	INIT. CHECKED	SIGN. APPROVED
	REFERENCE DRAWINGS								

FOR TENDER PURPOSE ONLY	
CLIENT: ANDHRA PRADESH INDUSTRIAL INFRASTRUCTURE CORPORATION LIMITED (APIIC)	PROJECT NO: C1232704
PROJECT: SETTING UP OF BULK DRUG PARK AT NAKKAPALLI IN ANAKAPALLI DISTRICT, ANDHRA PRADESH.	COP:
TITLE: INCUBATION CENTER LIGHTING AND SMALL POWER LAYOUT GROUND FLOOR	SCALE: NTS@A2
L&T Infrastructure Engineering Ltd. IN CONSORTIUM WITH:	ARTELIA
DRAWING NO: DDA202D1	REV: R0

AUTO PATH: F:\ARBPDP\WORKING FILES\WITH DRAWING NO.\ARBPDP - FINAL ALL DRAWINGS / AUTOCAD / 23.02.2023\ARBPDP - BUILDING INTERNAL ELECTRICATION\REVIS



LEGEND:

SYMBOLS	DESCRIPTION
	7.5m street light pole with 1X90W LED street light fitting .
	1X150W LED flood light fitting.
	Body Earth Pit
	Street light feeder pillar box.
	LT UG Cable
	Hume pipe road crossing

FOR TENDER PURPOSE ONLY

NOTES:

REV.	YYMMDD DATE	STATUS	DESCRIPTION	DES.	DRN.	INIT. CHECKED	SIGN. APPROVED	INIT.	SIGN.

REVISIONS

STATUS CODES 1: PRELIMINARY 2: FOR APPROVAL 3: GOOD FOR CONSTRUCTION 4:

CLIENT: ANDHRA PRADESH INDUSTRIAL INFRASTRUCTURE CORPORATION LIMITED (APIIC)

PROJECT: SETTING UP OF BULK DRUG PARK AT NAKKAPALLI IN ANAKAPALLI DISTRICT, ANDHRA PRADESH.

TITLE: INCUBATION CENTRE - EXTERNAL LIGHTING LAYOUT

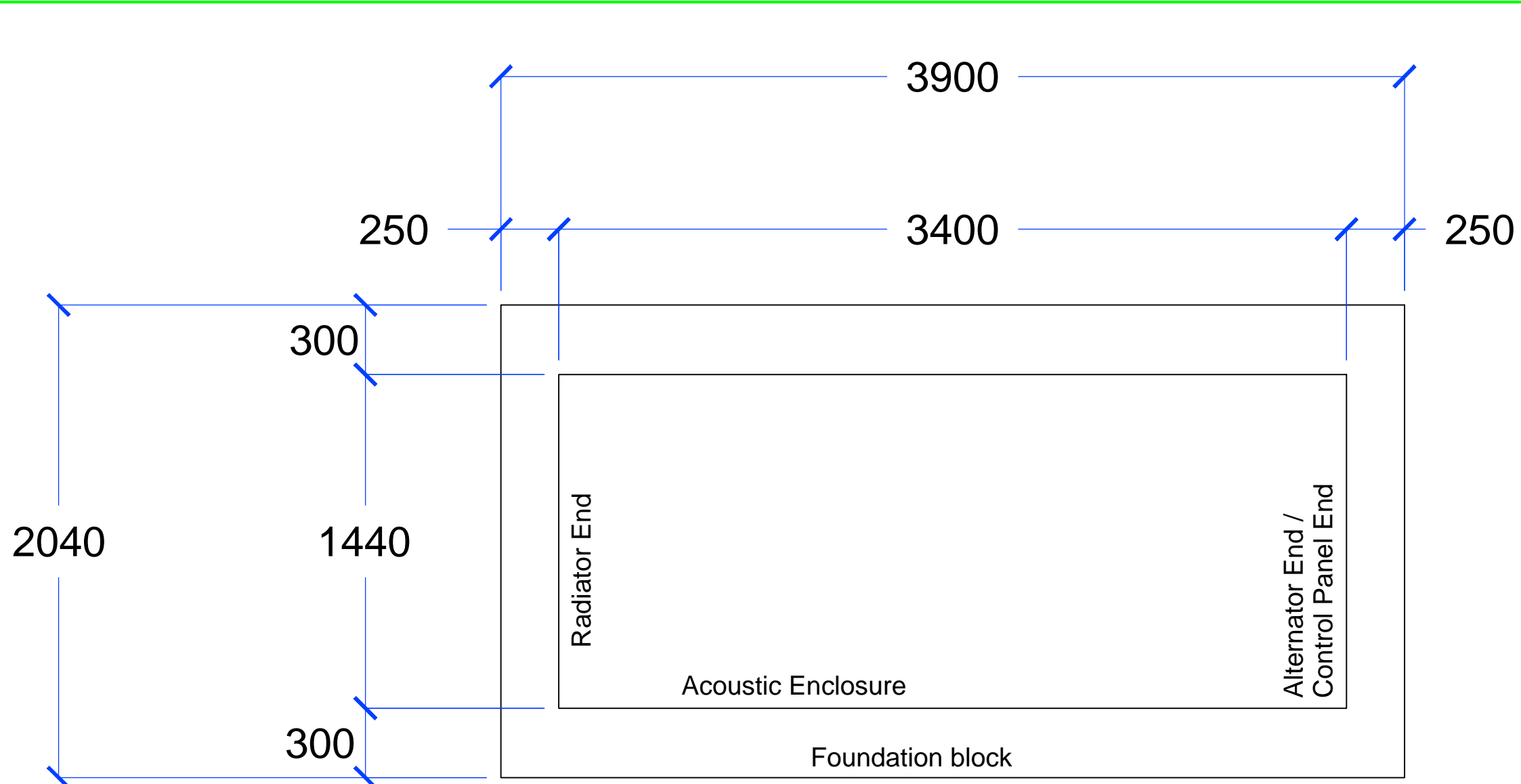
PROJECT NO: C1232704

COP: NTS@A2


DRAWING NO: DDA202D2 REV: R0

IN CONSORTIUM WITH:

AUTO PATH: F:\APBDP\WORKING FILES\WITH DRAWING NO\APBDP - FINAL ALL DRAWINGS (AUTOCAD | 23.12.2023\04. TYPICAL FOUNDATION DETAILS OF DG SET\T



FLOOR PLAN FOR 250KVA DG



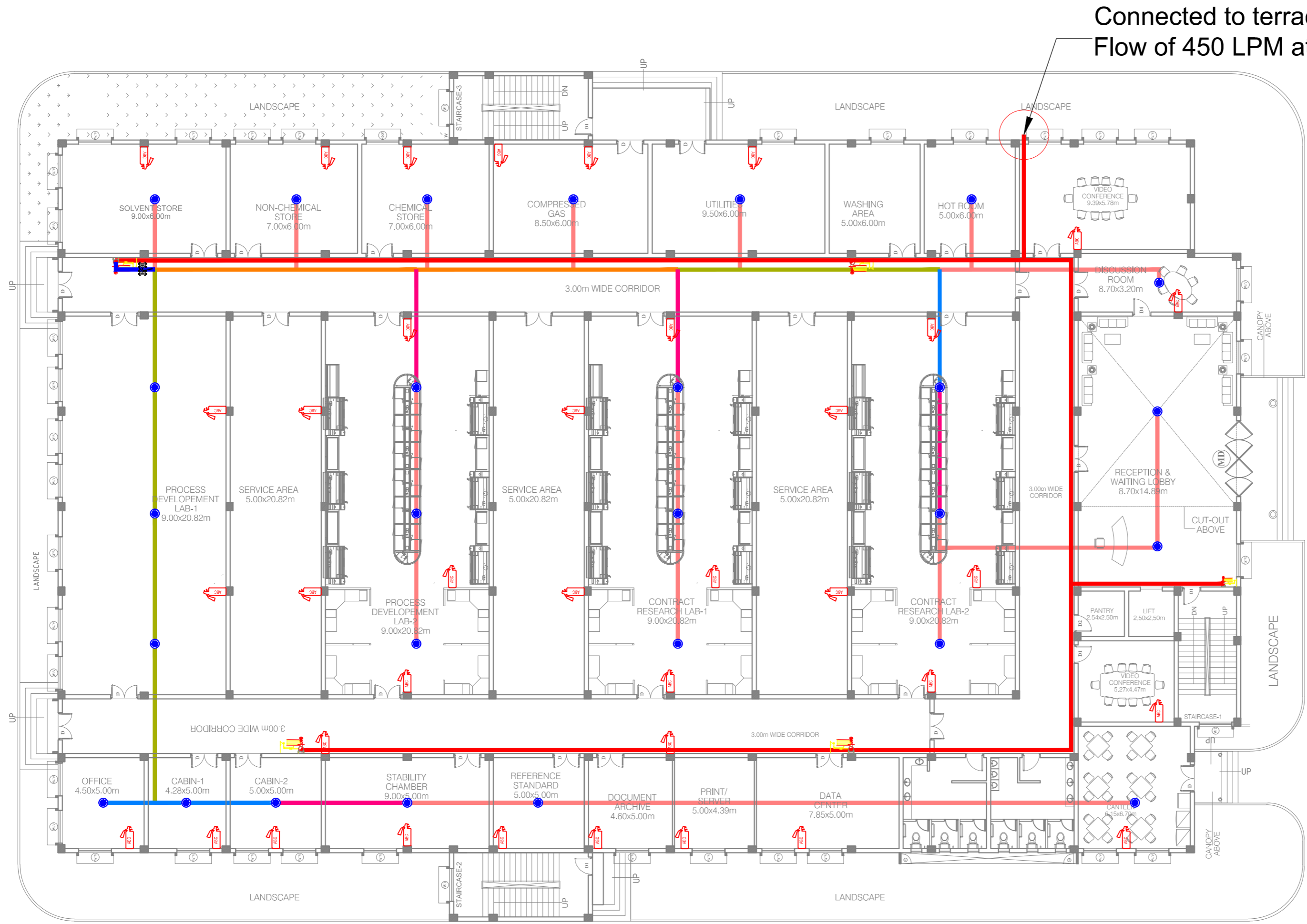
CROSS - SECTION ELEV. (FDN)

FOR TENDER PURPOSE ONLY

This drawing is the property of L&T Infrastructure Engineering Ltd. and must not be passed on to any person or body not authorised by us to receive it nor be copied or otherwise made use of either in full or in part by such person or body without our prior permission in writing. PATH: REFER BOTTOM LEFT CORNER OF THE DRAWING	PROJECT: SETTING UP OF BULK DRUG PARK AT NAKKAPALLI IN ANAKAPALLI DISTRICT, ANDHRA PRADESH.	PROJECT NO: C1232704
	TITLE: TYPICAL FOUNDATION DETAILS OF 250 KVA DG SET (SHEET 2 OF 5)	DATE: MADE:
	L&T Infrastructure Engineering Ltd.	IN CONSORTIUM WITH: ARTELIA

1 2 3 4 5 6 7 8 9 10 11 12

A
B
C
D
E
F
G
H



Ground Floor Plan

LEGENDS:

- INTERNAL HYDRANT WITH HOSE REEL
- ABC FIRE EXTINGUISHER
- PENDENT SPRINKLER 68 deg,C
- BUTTERFLY VALVE
- 100Ø MM, DIA - MS PIPE (FOR INTERNAL HYDRANT)
- 80Ø MM, DIA - MS PIPE
- 65Ø MM, DIA - MS PIPE
- 50Ø MM, DIA - MS PIPE
- 40Ø MM, DIA - MS PIPE
- 32Ø MM, DIA - MS PIPE
- 25Ø MM, DIA - MS PIPE

S.No	Items	Size(mm)	Quantity	Unit
1	MS pipe	Ø100	145	RM
		Ø80	6	RM
		Ø65	25	RM
		Ø50	50	RM
		Ø40	20	RM
		Ø32	40	RM
		Ø25	170	RM
2	Butterfly valve(BFV)	Ø100	4	Nos
		Ø50	1	Nos
3	Internal Hydrant with hose reel	-	5	Nos
4	Pendent Sprinkler	-	27	Nos
5	Extinguisher(ABC)	-	37	Nos

FOR TENDER PURPOSE ONLY

NOTES:

REV.	YYMMDD DATE	STATUS	DESCRIPTION	DES.	DRN.	INIT. CHECKED	SIGN. APPROVED

DRAWING NO. TITLE REVISIONS STATUS CODES 1: PRELIMINARY 2: FOR APPROVAL 3: GOOD FOR CONSTRUCTION 4:

CLIENT: ANDHRA PRADESH INDUSTRIAL INFRASTRUCTURE CORPORATION LIMITED (APIIC)

PROJECT: SETTING UP OF BULK DRUG PARK AT NAKKAPALLI IN ANAKAPALLI DISTRICT, ANDHRA PRADESH

TITLE: INCUBATION CENTRE FIRE FIGHTING SYSTEM FOR GROUND FLOOR

PROJECT NO: C1232704

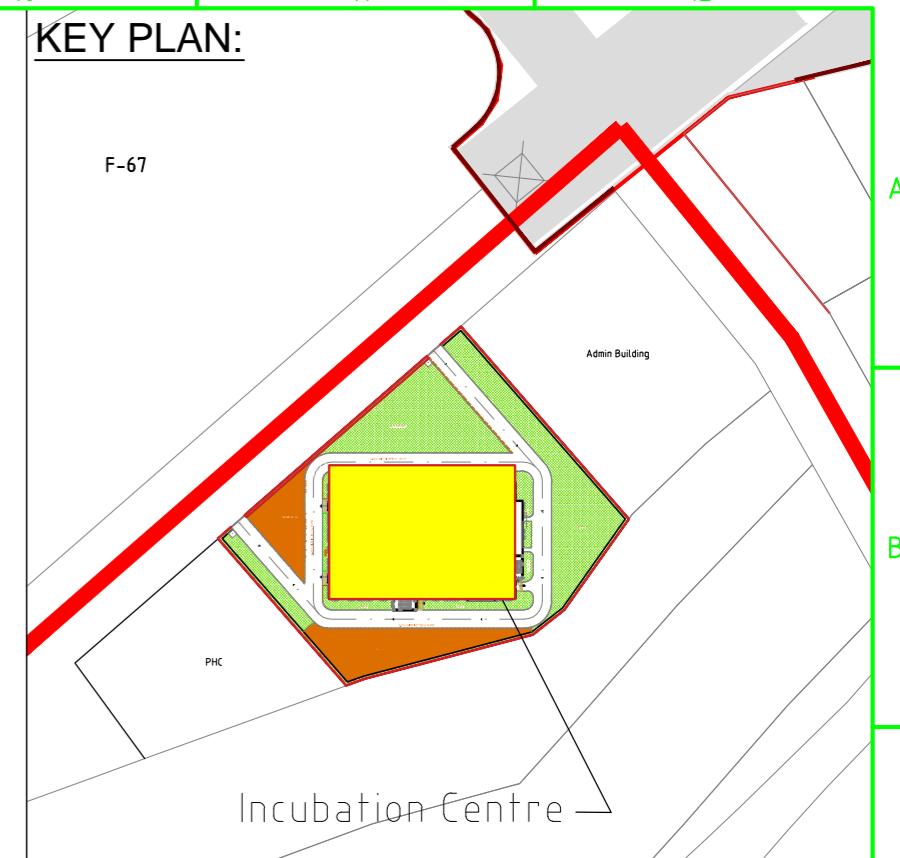
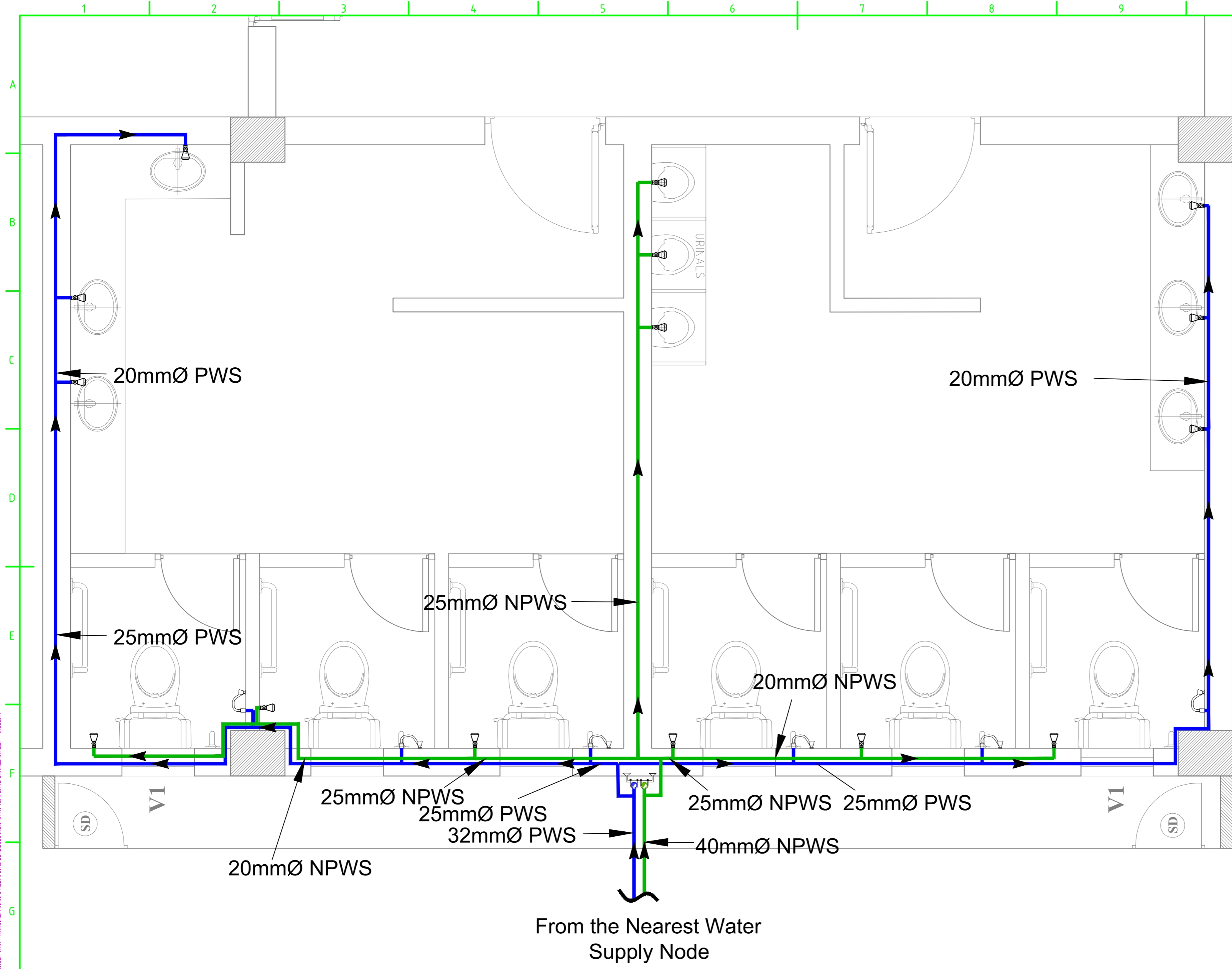
COP: SCALE: NTS@A2





DRAWING NO: DDA202E1 REV: R0

L&T Infrastructure Engineering Ltd. IN CONSORTIUM WITH: ARTELIA

plot scale 50mm

1 2 3 4 5 6 7 8 9 10 11 12



- LEGEND:**
- PWS PIPE
 - NPWS PIPE
 -  ANGLE VALVE
 -  HEALTH FAUCET
 -  VALVE
 -  FLOW DIRECTION

PWS - POTABLE WATER SUPPLY
 NPWS - NON POTABLE WATER SUPPLY

FOR TENDER PURPOSE ONLY

NOTES:

1. All works shall be carried out in accordance with the specifications and standards mentioned in the drawing.

2. The contractor shall be responsible for obtaining all necessary permits and approvals from the relevant authorities.

3. The contractor shall ensure that the water supply system is tested and commissioned before the start of the construction work.

4. The contractor shall maintain the cleanliness of the site and ensure that the water supply system is protected from any damage during the construction work.

REV.	YYMMDD DATE	STATUS	DESCRIPTION	DES.	DRN.	INIT. CHECKED	SIGN. APPROVED	INIT.	SIGN.

DRAWING NO. _____ **TITLE** REFERENCE DRAWINGS

STATUS CODES 1: PRELIMINARY 2: FOR APPROVAL 3: GOOD FOR CONSTRUCTION 4: _____

CLIENT: ANDHRA PRADESH INDUSTRIAL INFRASTRUCTURE CORPORATION LIMITED (APIIC)

PROJECT: SETTING UP OF BULK DRUG PARK AT NAKKAPALLI IN ANAKAPALLI DISTRICT, ANDHRA PRADESH

TITLE: INCUBATION CENTRE - INTERNAL WATER SUPPLY LAYOUT - GROUND FLOOR

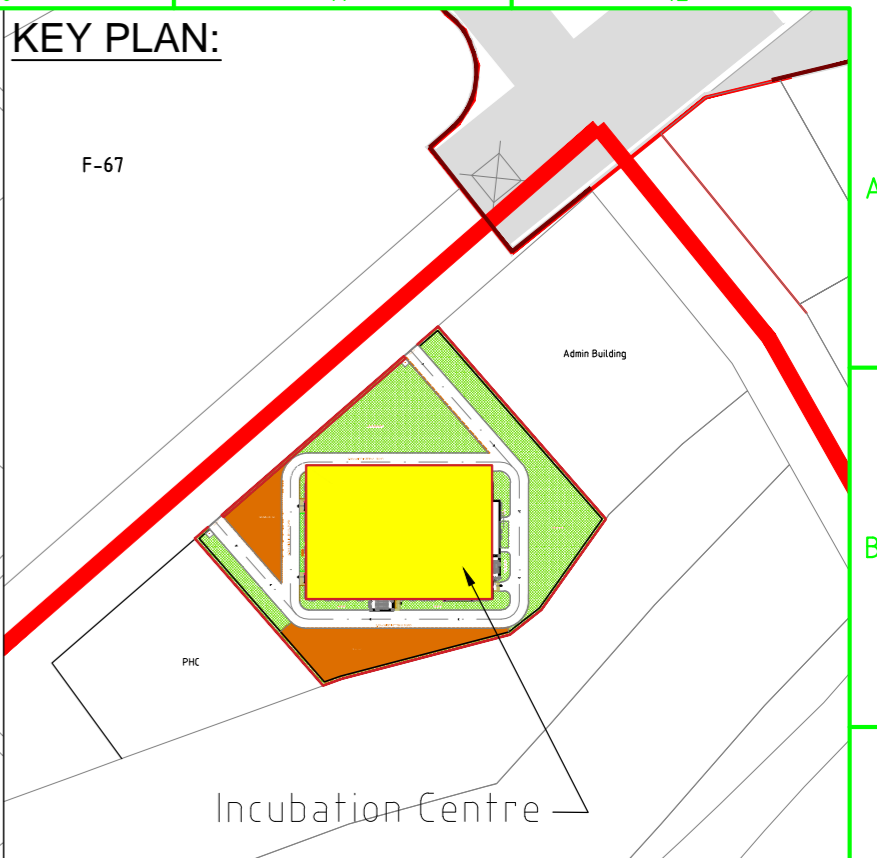
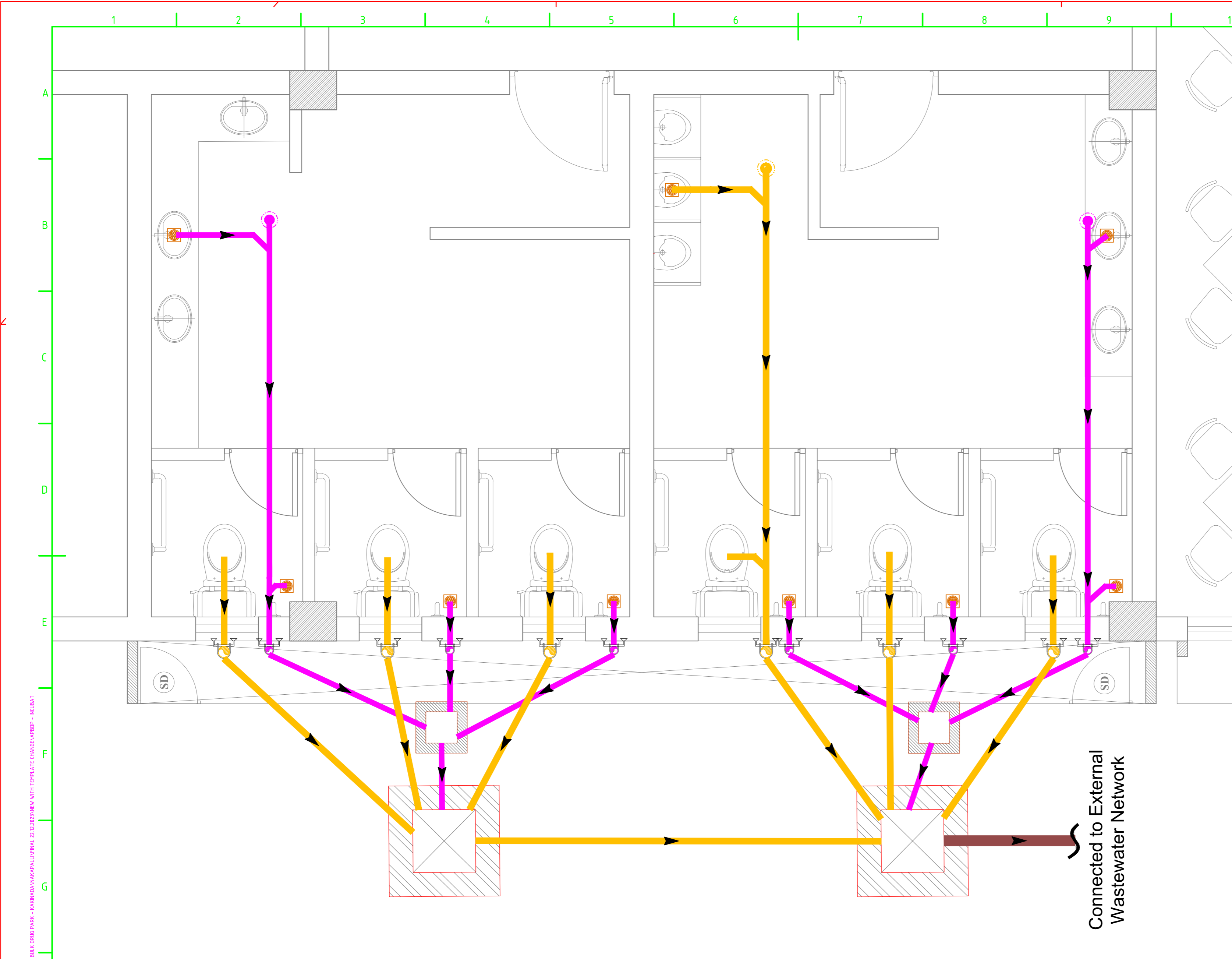
PROJECT NO: C1232704

COP: _____

SCALE: NTS

DRAWING NO: DDA202F1 **REV:** R0

L&T Infrastructure Engineering Ltd. IN CONSORTIUM WITH **ARTELIA**



- ### LEGEND:
- 110Ø SOIL PIPE
 - 75Ø WASTE PIPE
 - 150Ø SOIL PIPE
 - 75Ø CLEAN OUT PLUG
 - 110Ø CLEAN OUT PLUG
 - FLOOR TRAP
 - FLOW DIRECTION
 - INSPECTION CHAMBER
 - GULLY TRAP

**Connected to External
Wastewater Network**

FOR TENDER PURPOSE ONLY

NOTES:

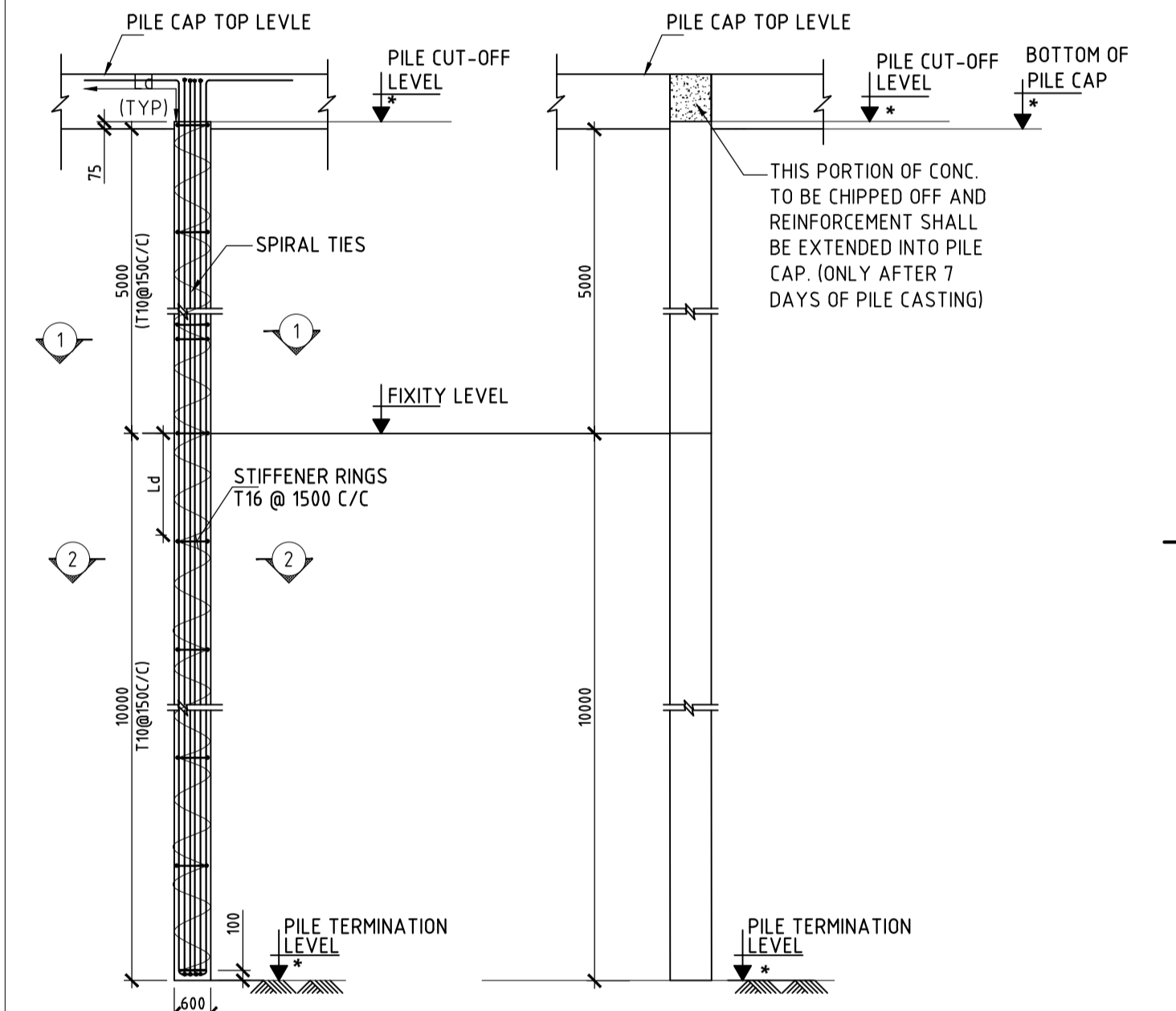
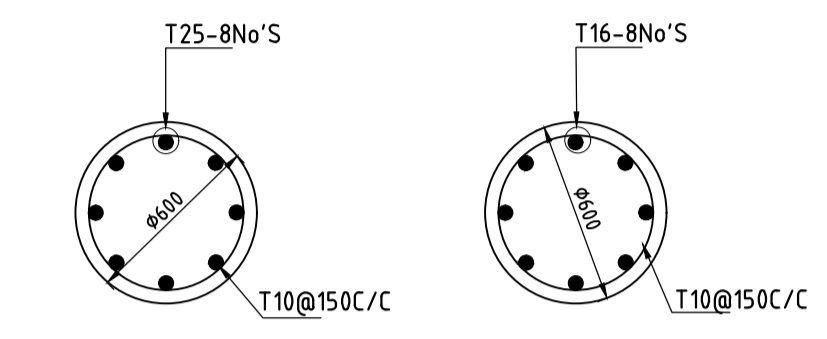

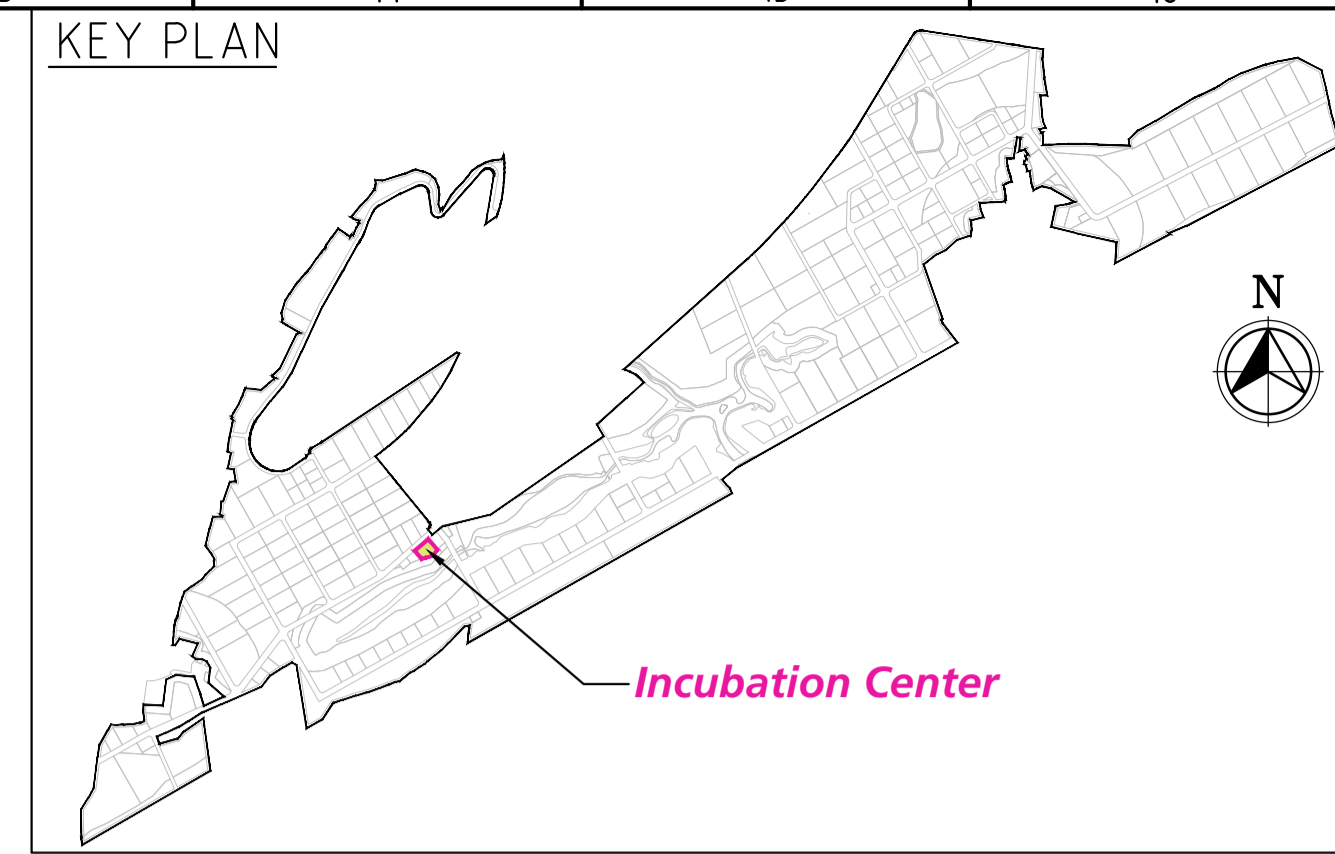
REV.	YYMMDD DATE	STATUS	DESCRIPTION	DES.	DRN.	INIT. CHECKED	SIGN. APPROVED

DRAWING NO. TITLE REVISIONS STATUS CODES 1: PRELIMINARY 2: FOR APPROVAL 3: GOOD FOR CONSTRUCTION 4:
 REFERENCE DRAWINGS

CLIENT: ANDHRA PRADESH INDUSTRIAL INFRASTRUCTURE CORPORATION LIMITED (APIIC)	PROJECT NO: C1232704
PROJECT: SETTING UP OF BULK DRUG PARK AT NAKKAPALLI IN ANAKAPALLI DISTRICT, ANDHRA PRADESH	COP:
TITLE: INCUBATION CENTRE - INTERNAL SEWER LAYOUT - GROUND FLOOR	SCALE: NTS
L&T Infrastructure Engineering Ltd. IN CONSORTIUM WITH:	DRAWING NO: DDA202G1 REV: R0



AUTO PATH: CADITHYA FILES - TOOR NERIAVARPIC - BULK DRUG PARK - KARIMNADA NAKKAPALLI/FINAL 22.02.2023/VIEW WITH TEMPLATE CHANGES/ABDP - INCUBAT



PILE CAPACITY TABLE:

PILE TYPE	NO. OF PILES	PILE SIZE (mm)	PILE LENGTH (m)	PILE CAPACITY		
				COMPRESSION (kN)	LATERAL (FOR FIXED HEAD) (kN)	UPLIFT (kN)
BORED CAST-IN-SITU	304	6000	15.0	400	40	100

PILE LAYOUT
(SCALE 1:25)

RCC DETAILS OF PILE
(SCALE 1:100)

PILE ELEVATION
(SCALE 1:100)

FOR TENDER PURPOSE ONLY

LEGEND:-

- P - PILE
- PC - PILE CAP
- TYP. - TYPICAL
- MIN. - MINIMUM

- NOTES**
- ALL DIMENSIONS ARE IN MILLIMETER AND LEVELS ARE IN METER, UNLESS NOTED OTHERWISE.
 - DO NOT SCALE THE DRAWING. FOLLOW FIGURED DIMENSIONS ONLY.
 - CONCRETE GRADE SHALL BE M30 AS PER IS:2911-PART 1/SEC 2-2010 USING O.P.C./P.P.C.
 - MINIMUM CEMENT CONTENT SHALL BE 400kg/cum. HOWEVER, WITH PROPER MIX DESIGN AND USE OF PROPER ADMIXTURE, THE CEMENT CONTENT MAY BE REDUCED, BUT, IN NO CASE, THE CEMENT CONTENT SHALL BE LESS THAN 350kg/m³.
 - WATER CEMENT RATIO SHALL BE RESTRICTED TO 0.45 TO 0.5(MAX.)
 - CONCRETING SHALL BE DONE BY TRICHE METHOD.
 - CLEAR COVER TO REINFORCEMENT FOR PILE CAP=50mm, PILE= 75mm, TIE BEAM=45mm
 - REN. BARS SHALL BE HYSD BARS OF F460 GRADE (CONFORMING TO IS:1786, WITH MIN ELONGATION OF 14.5%
 - LONGITUDINAL BARS SHALL BE TACK WELDED TO THE CIRCULAR HOOPS.
 - LAP LENGTH SHALL BE 46 TIMES OF DIA OF THE LARGER BAR.
 - LAPS SHALL BE STAGGERED & NOT MORE THAN 50% OF THE BARS SHALL BE LAPPED AT ANY LOCATION.
 - INITIAL LOAD TEST SHALL BE AS PER IS:2911-PART 4.
 - PILE CAPACITIES SHOWN IN THE TABLE ARE BASED ON SOIL INVESTIGATION REPORT AND SHALL BE ESTABLISHED AT SITE BY PILE LOAD TESTS.
 - SUITABLE PREPARATIONS SHALL BE TAKEN AS GOOD STANDARD PRACTICE DURING UNDER-WATER CONCRETING.

REV.	DATE	STATUS	DESCRIPTION	DES.	DRN.	INIT.	SIGN.	INIT.	SIGN.
0	230912	1	FIRST SUBMISSION						
REVISIONS									
STATUS CODES 1: PRELIMINARY 2: FOR APPROVAL 3: GOOD FOR CONSTRUCTION 4:									
DRAWING NO.		TITLE							
		REFERENCE DRAWINGS							

CLIENT: ANDHRA PRADESH INDUSTRIAL INFRASTRUCTURE CORPORATION LIMITED (APIIC)

PROJECT: SETTING UP OF BULK DRUG PARK AT NAKKAPALLI IN ANAKAPALLI DISTRICT, ANDHRA PRADESH

TITLE: INCUBATION CENTER PILE LAYOUT & DETAIL

PROJECT NO: C1232704

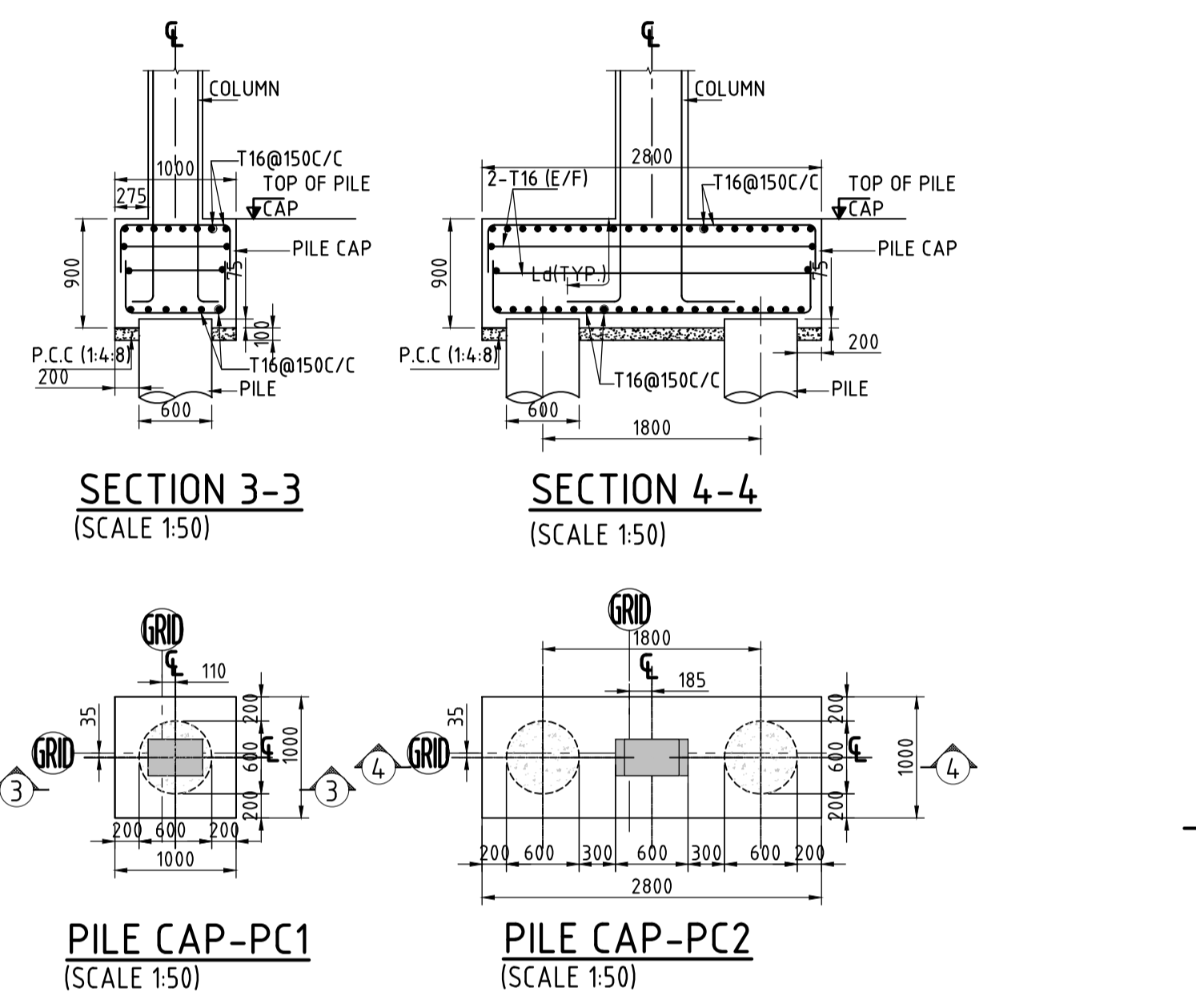
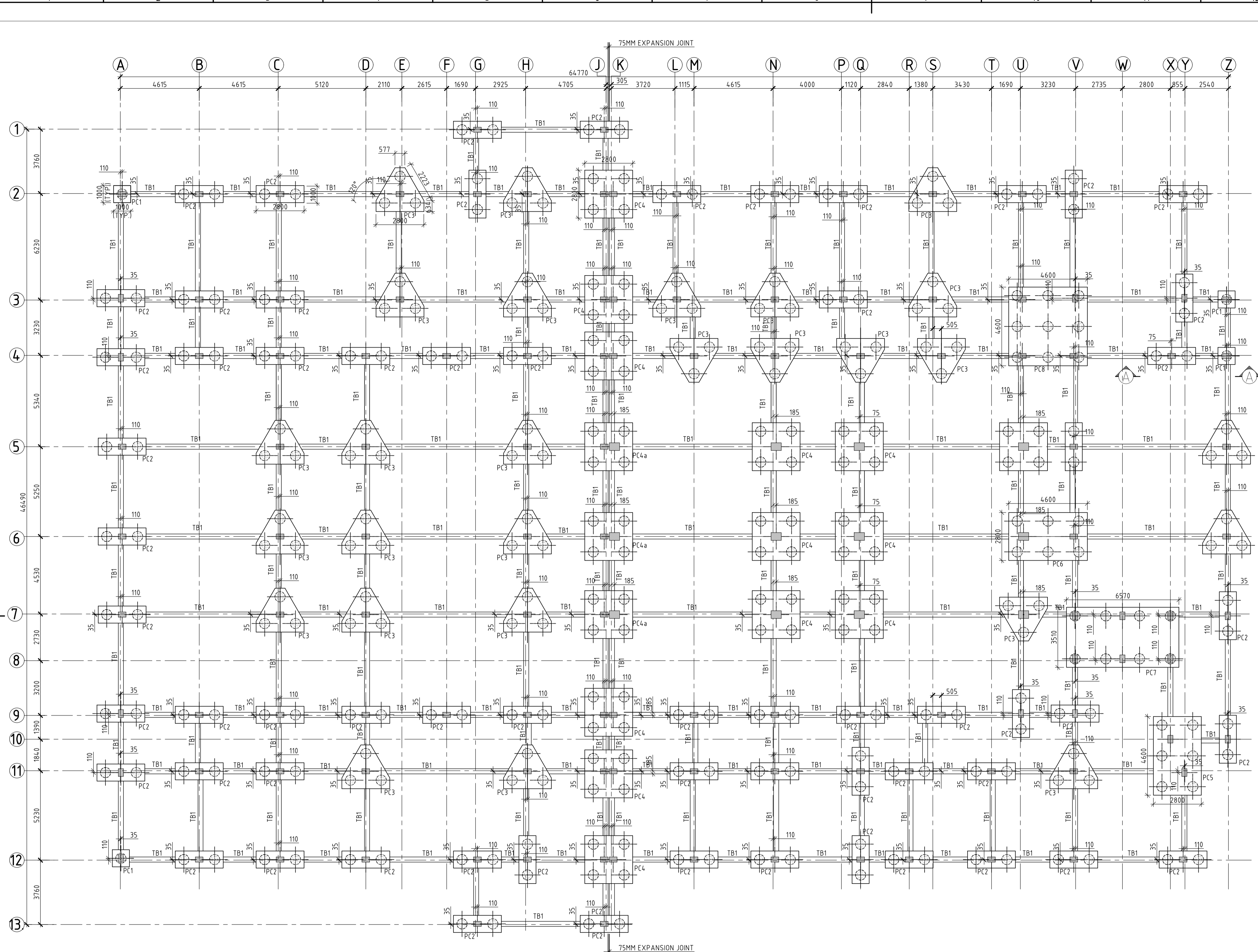
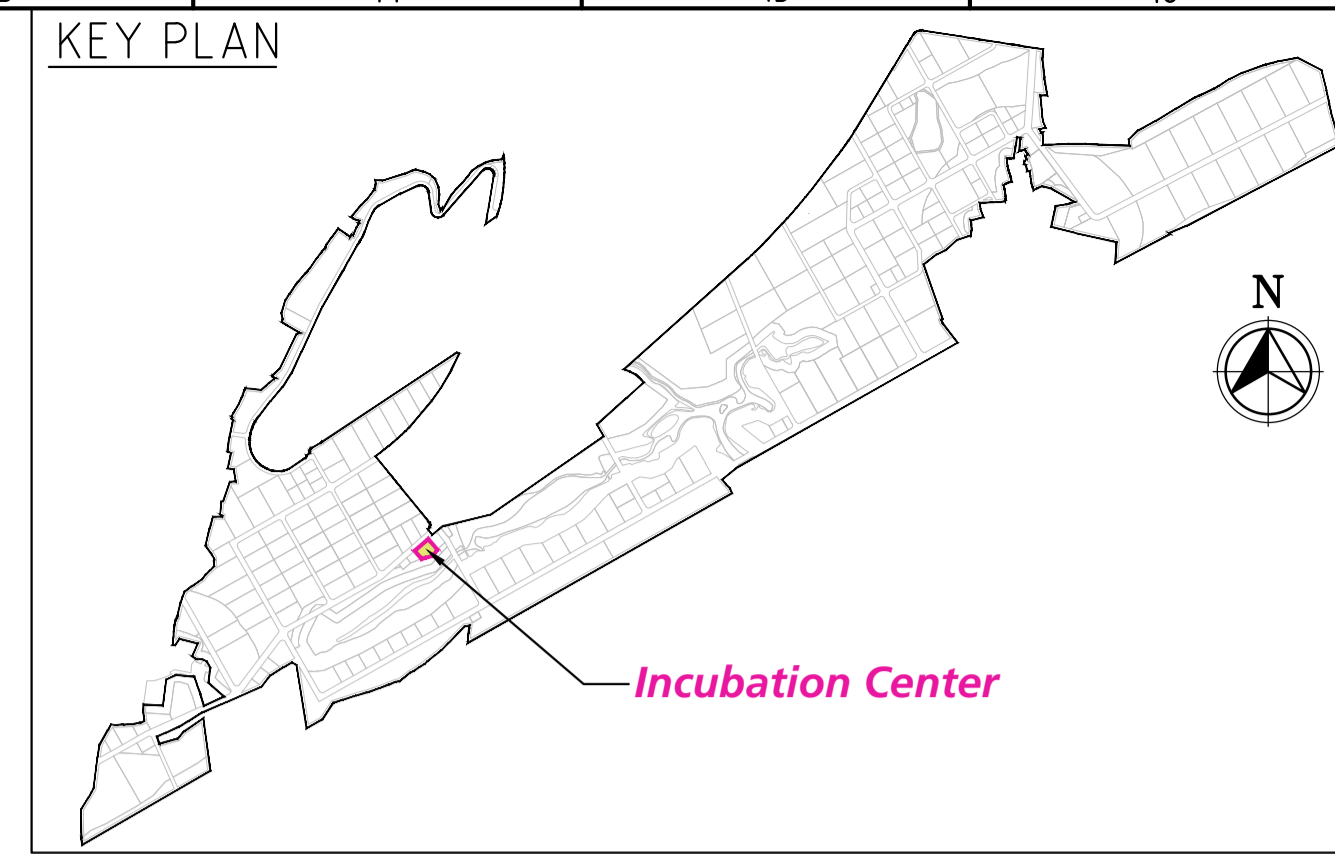
COP: -

SCALE: AS SHOWN

DRAWING NO: DDB202H1

REV: 0

COMPANIES: L&T Infrastructure Engineering Ltd. IN CONSORTIUM WITH: ARTELIA Consulting Engineers Ltd. (Formerly Mahindra Consulting Engineers Ltd.)



PILE CAP LAYOUT
(SCALE 1:25)

TIE BEAMS- (TB1 (300x450) & TB2) (300x600)

- NOTES**
- ALL DIMENSIONS ARE IN MILLIMETER AND LEVELS ARE IN METER, UNLESS NOTED OTHERWISE.
 - DO NOT SCALE THE DRAWING. FOLLOW FIGURED DIMENSIONS ONLY.
 - CONCRETE GRADE SHALL BE M30 AS PER IS:2911 (PART 1/SEC 2-2010) USING O.P.C./P.C.
 - MINIMUM CEMENT CONTENT SHALL BE 400kg/cu.m. HOWEVER, WITH PROPER MIX DESIGN AND USE OF PROPER ADMIXTURE, THE CEMENT CONTENT MAY BE REDUCED. BUT, IN NO CASE, THE CEMENT CONTENT SHALL BE LESS THAN 350kg/m³.
 - WATER CEMENT RATIO SHALL BE RESTRICTED TO 0.45 TO 0.5(MAX.)
 - CONCRETING SHALL BE DONE BY TREMIE METHOD.
 - CLEAR COVER TO REINFORCEMENT FOR
PILE CAP=50mm, PILE= 75mm, TIE BEAM=45mm
 - REIN. BARS SHALL BE HYSD BARS OF F4600 GRADE CONFORMING TO IS:1786 WITH MIN ELONGATION OF 14.5%
 - INITIAL LOAD TEST SHALL BE AS PER IS:2911-PART-4.
 - LONGITUDINAL BARS SHALL BE TACK WELDED TO THE CIRCULAR HOOPS.
 - LAP LENGTH SHALL BE 46 TIMES OF DIA OF THE LARGER BAR.
 - LAPS SHALL BE STAGGERED & NOT MORE THAN 50% OF THE BARS SHALL BE LAPPED AT ANY LOCATION.
 - INITIAL LOAD TEST SHALL BE AS PER IS:2911-PART-4.
 - PILE CAPACITIES SHOWN IN THE TABLE ARE BASED ON SOIL INVESTIGATION REPORT AND SHALL BE ESTABLISHED AT SITE BY PILE LOAD TESTS.
 - SUITABLE PRECAUTIONS SHALL BE TAKEN AS PER STANDARD PRACTICE DURING UNDER-WATER CONCRETING.

REV.	DATE	STATUS	DESCRIPTION	DES.	DRN.	INIT. CHECKED	INIT. APPROVED
0	230912	1	FIRST SUBMISSION				

DRAWING NO.	TITLE
	REFERENCE DRAWINGS

STATUS CODES	1: PRELIMINARY	2: FOR APPROVAL	3: GOOD FOR CONSTRUCTION	4:

FOR TENDER PURPOSE ONLY

CLIENT: ANDHRA PRADESH INDUSTRIAL INFRASTRUCTURE CORPORATION LIMITED (APIIC)

PROJECT: SETTING UP OF BULK DRUG PARK AT NAKKAPALLI IN ANAKAPALLI DISTRICT, ANDHRA PRADESH

TITLE: INCUBATION CENTER PILE CAP AND TIE BAM LAYOUT & DETAILS

PROJECT NO: C1232704

COP: -

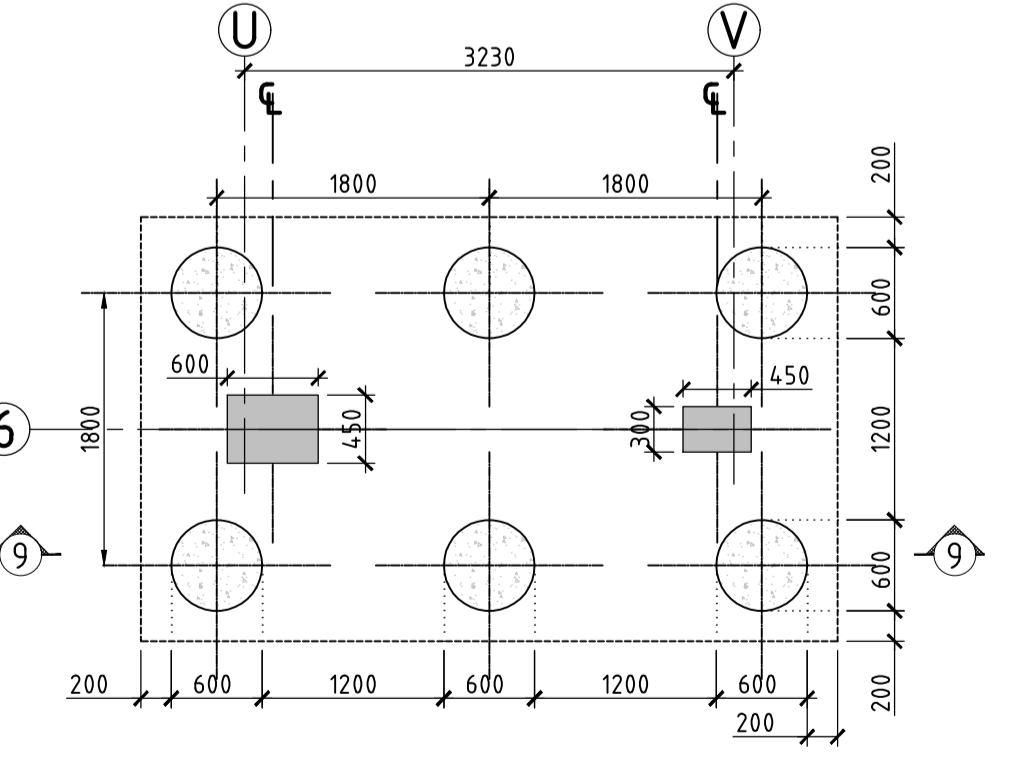
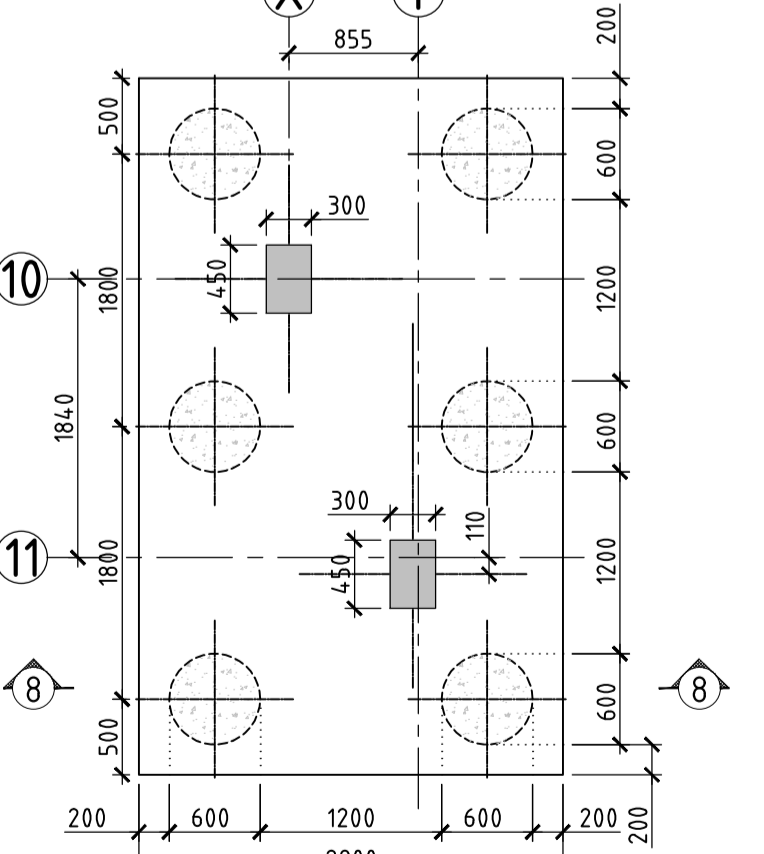
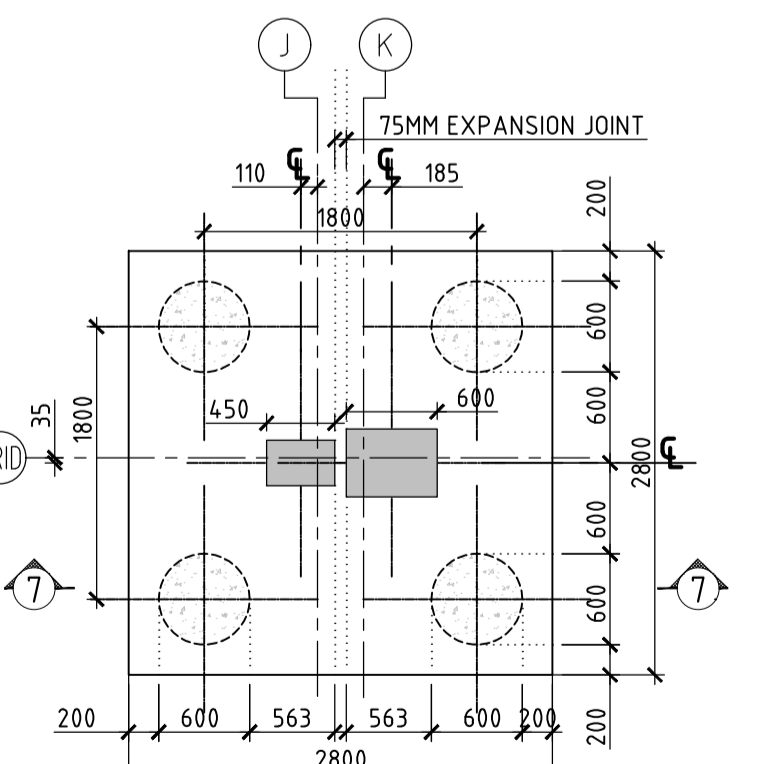
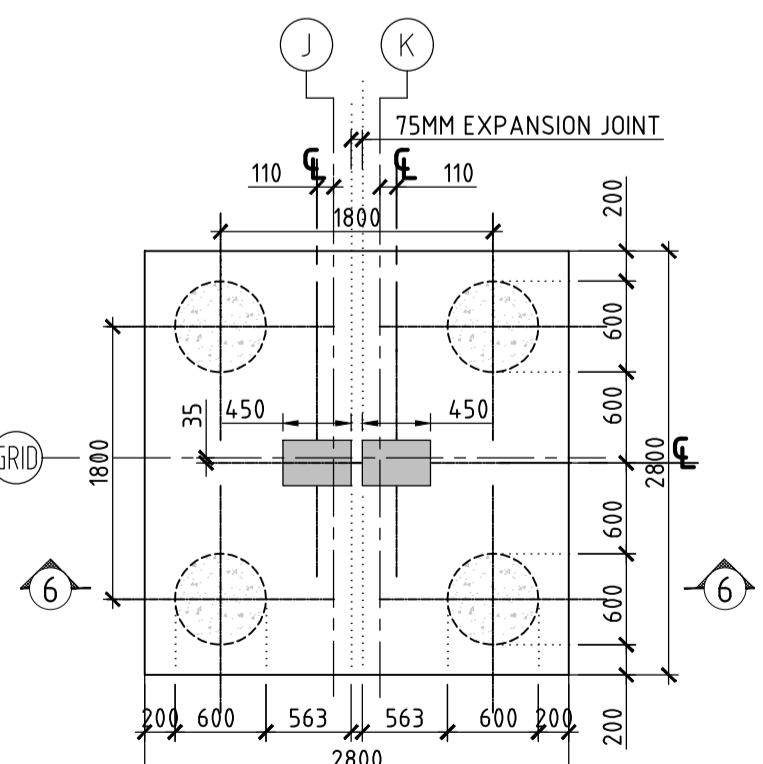
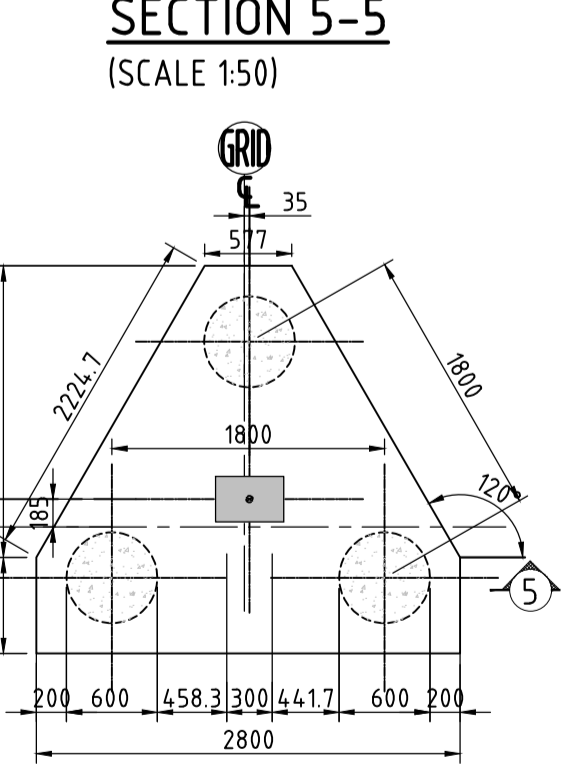
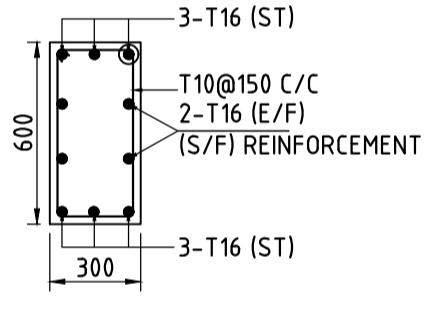
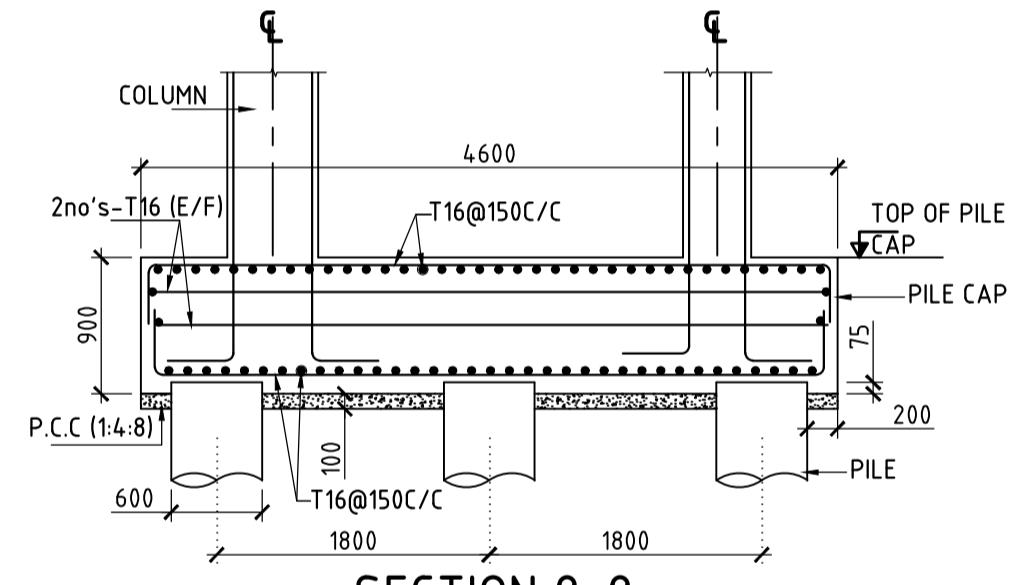
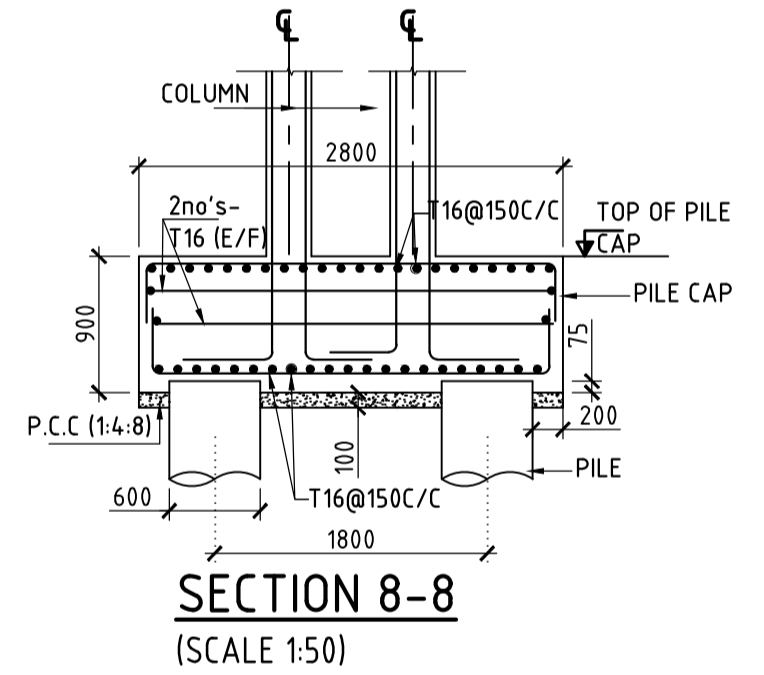
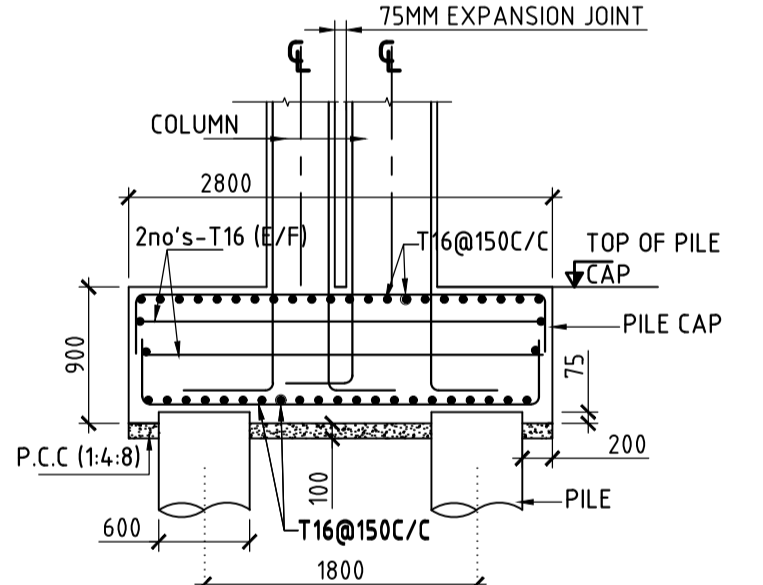
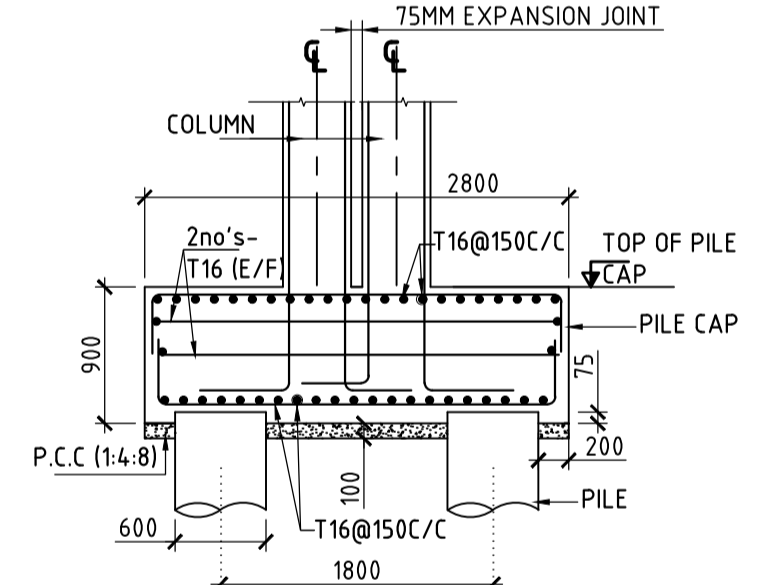
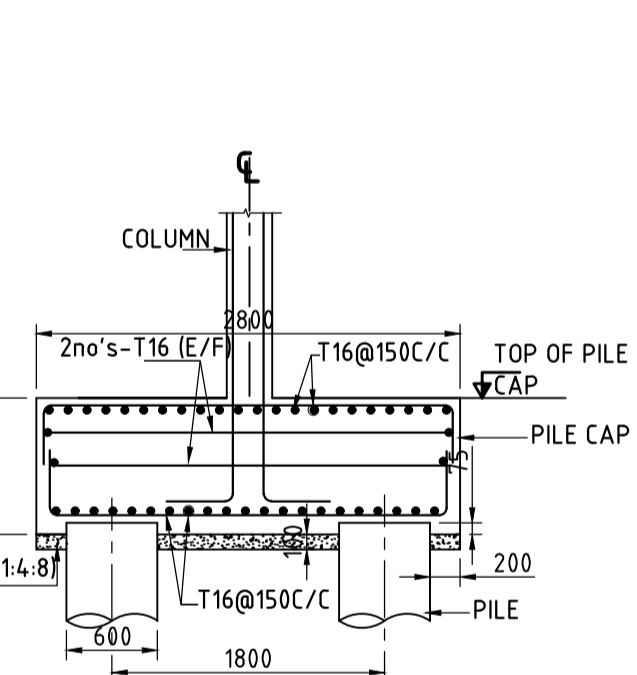
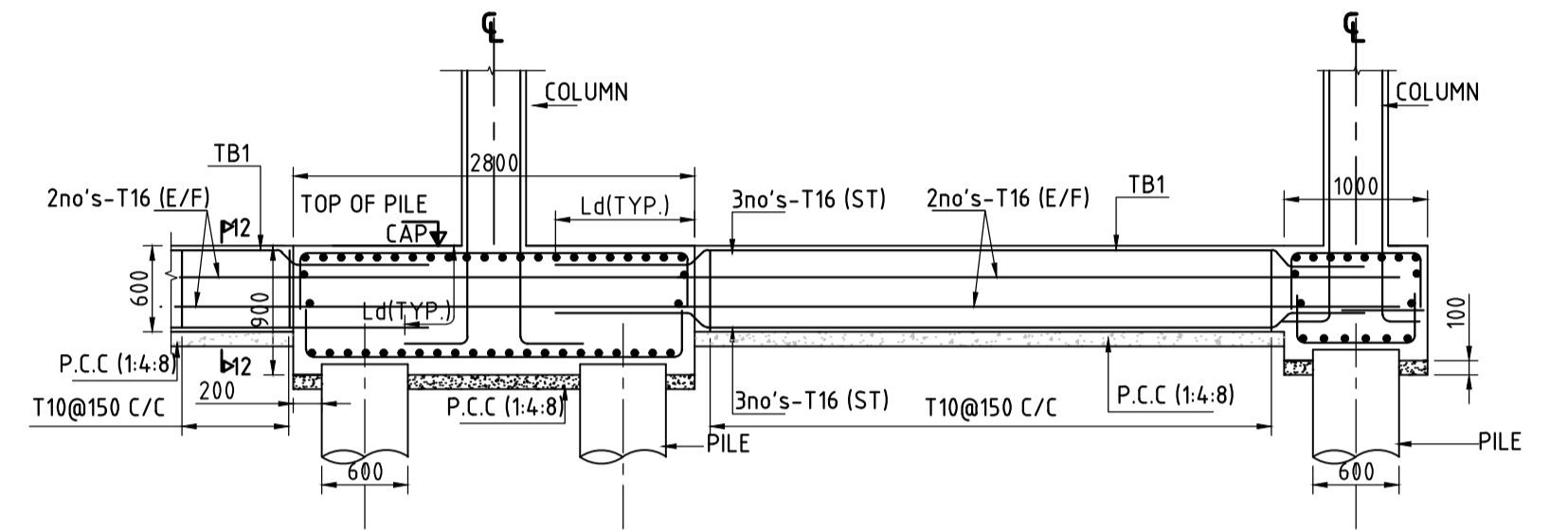
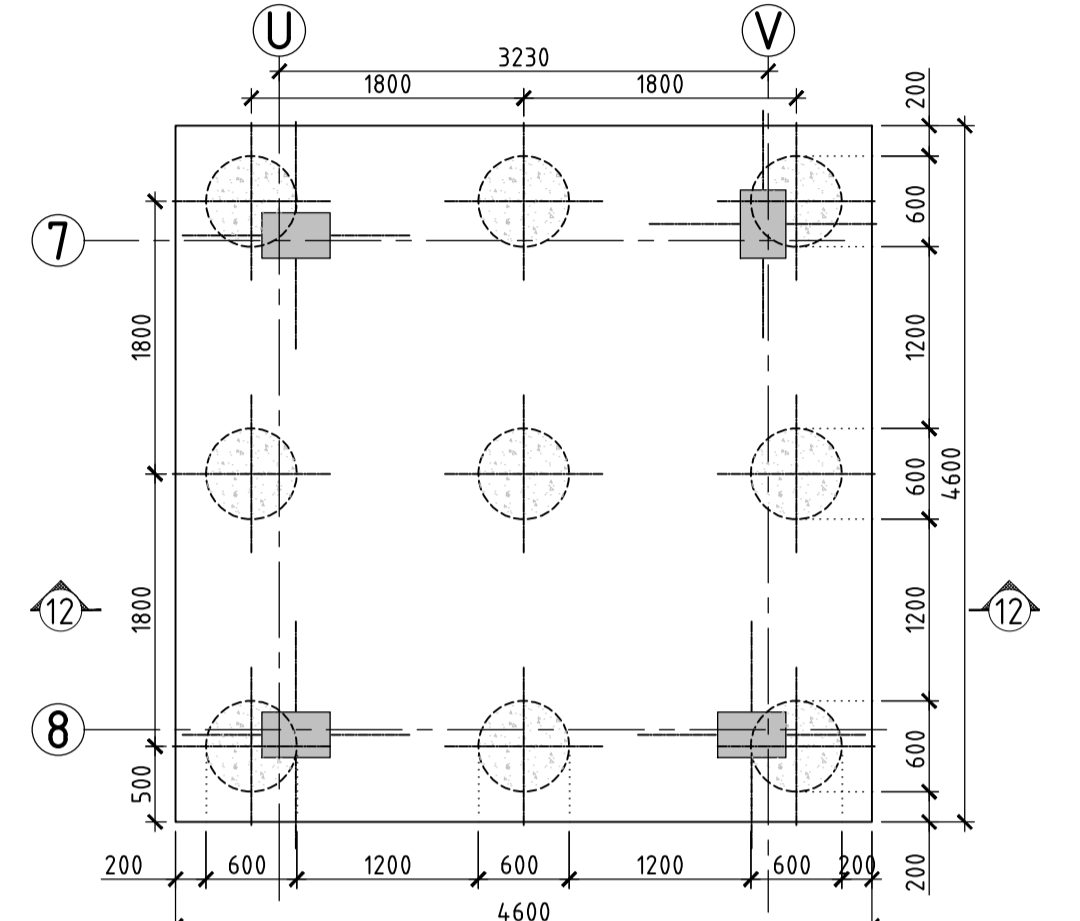
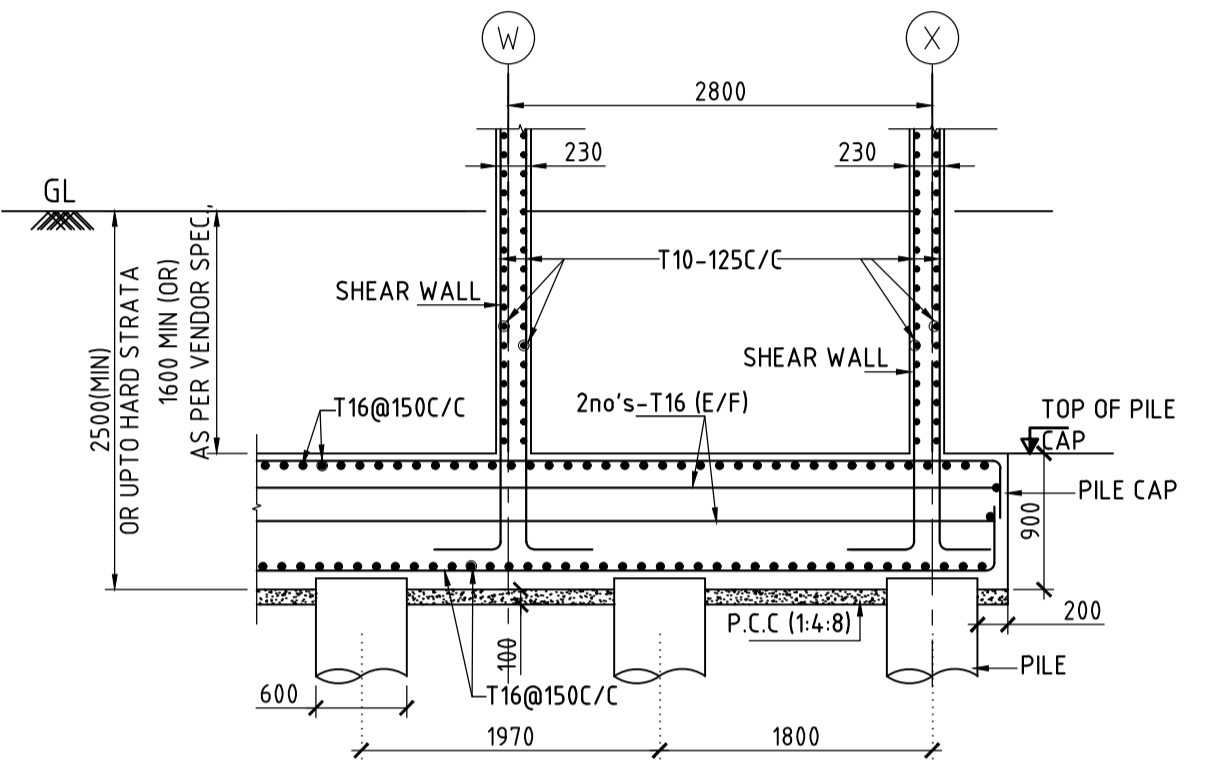
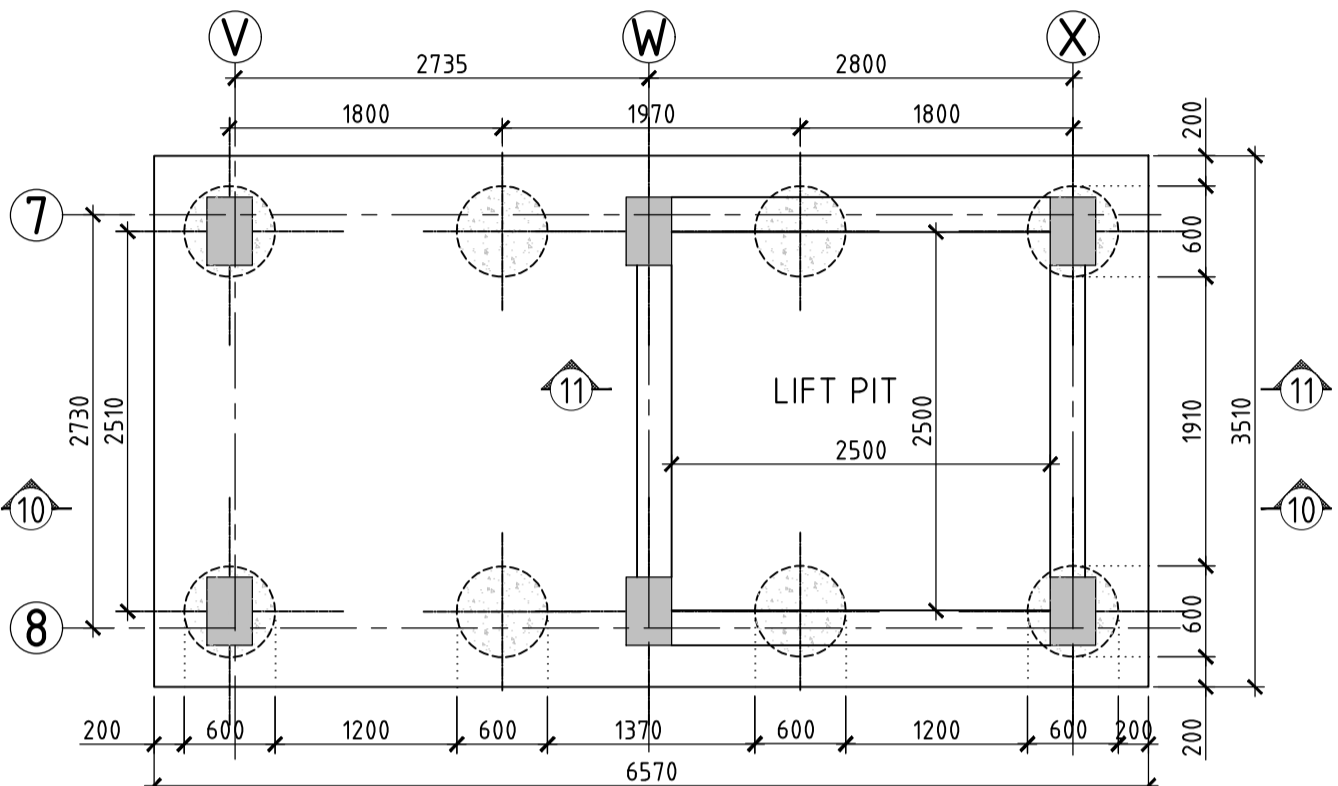
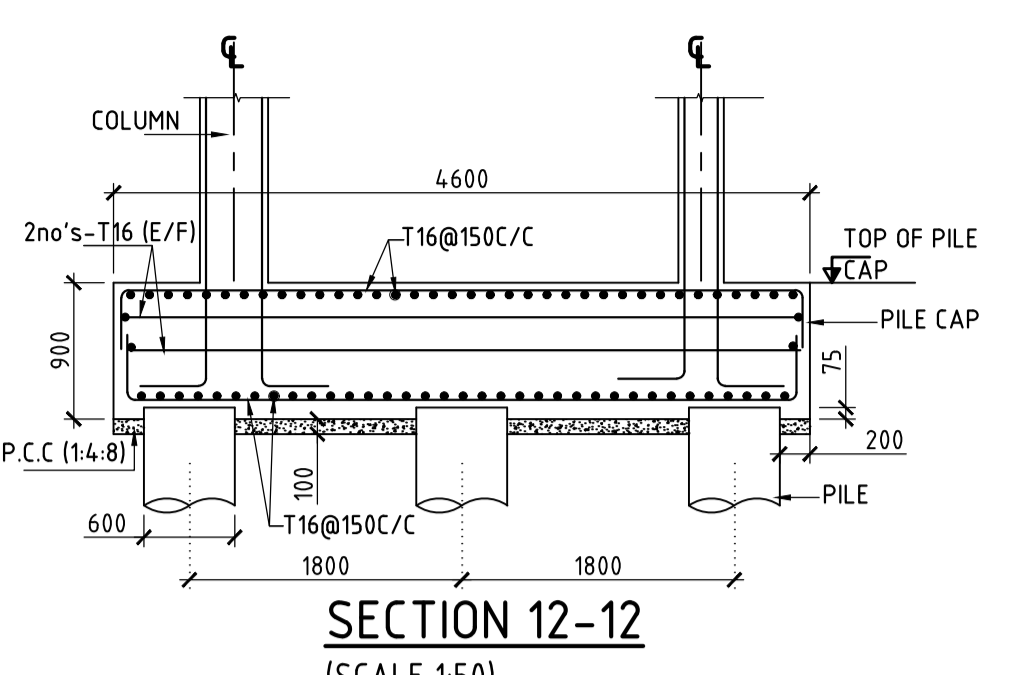
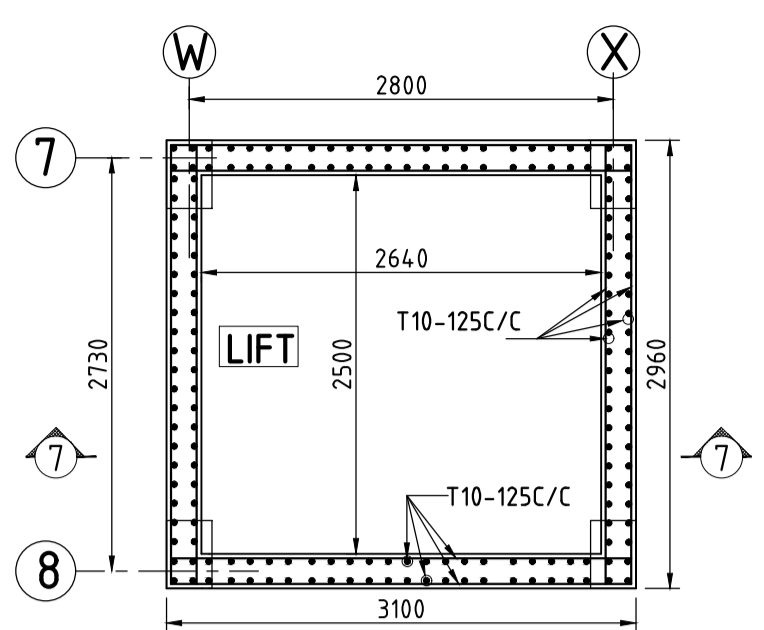
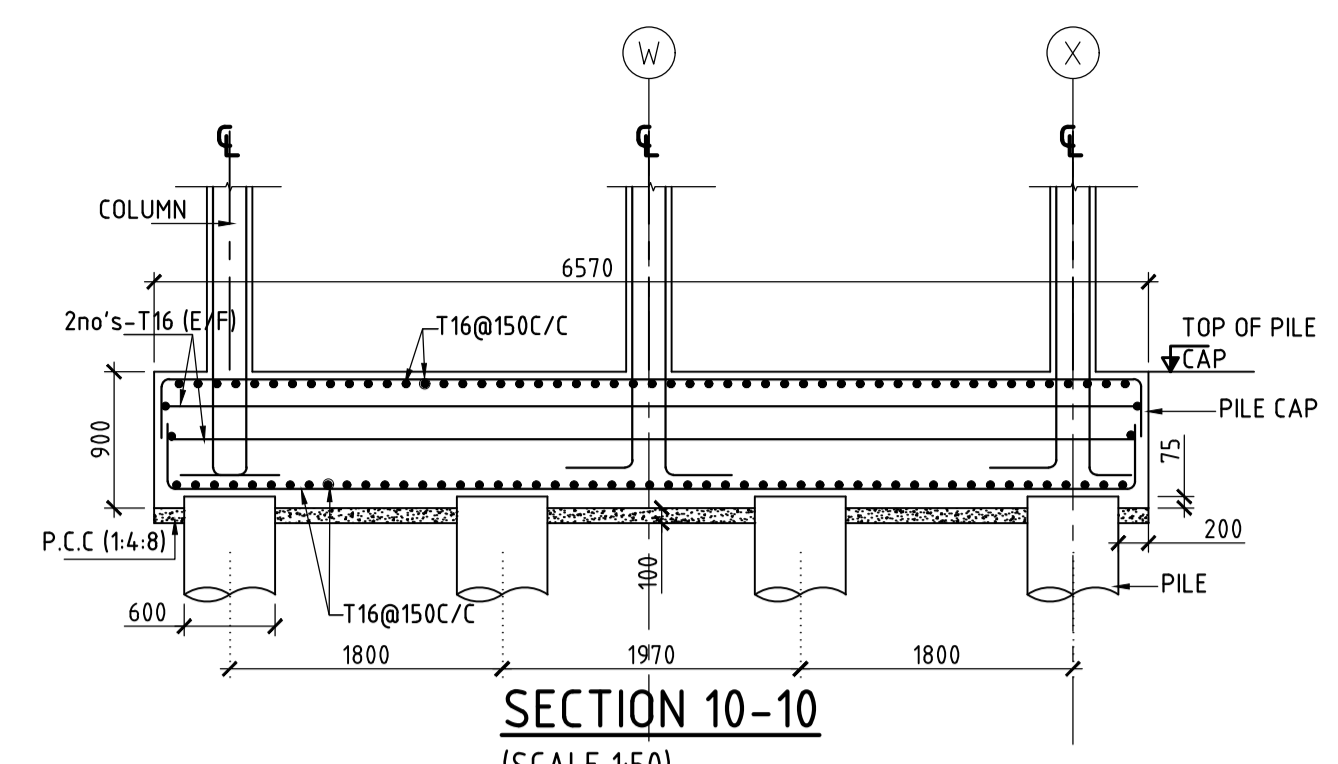
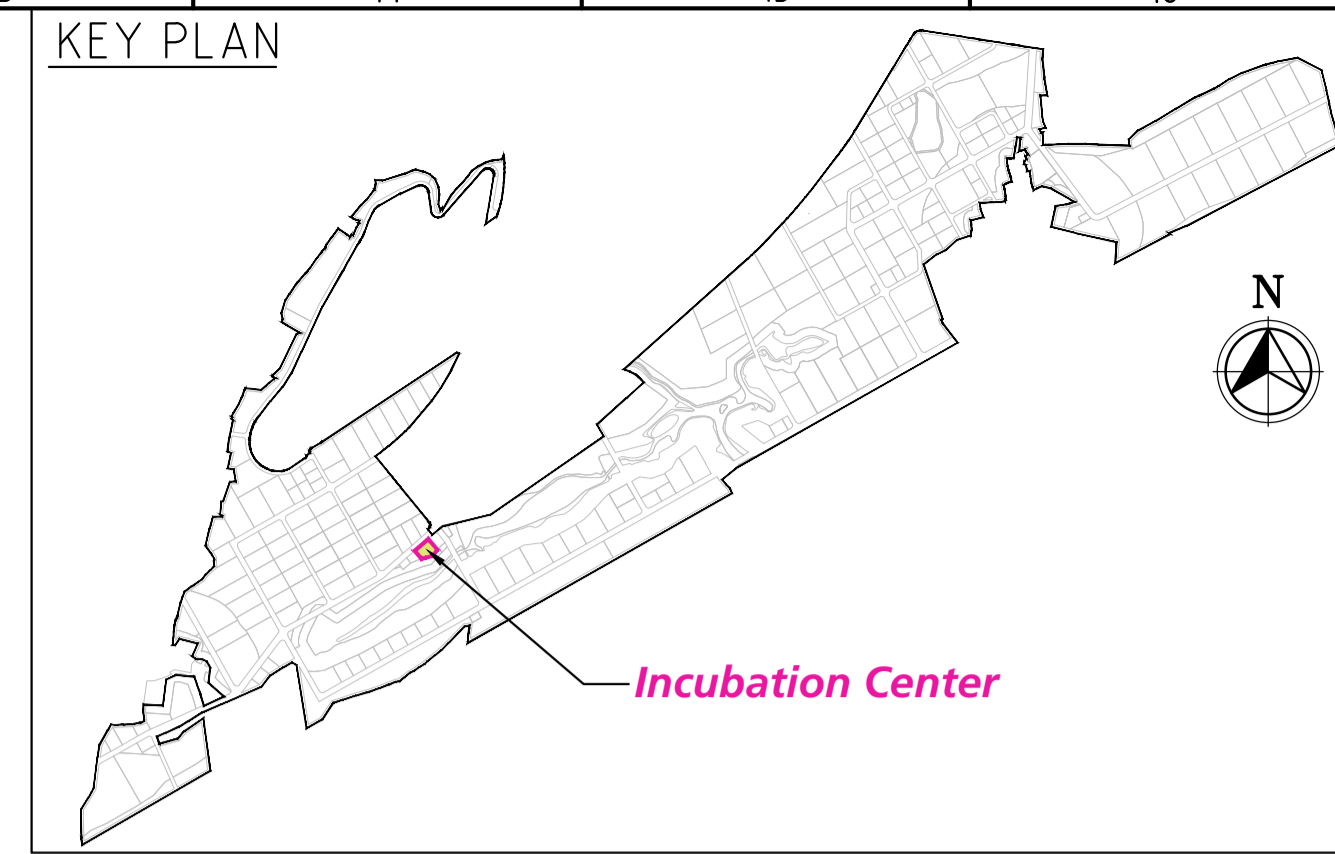
SCALE: AS SHOWN

DRAWING NO: DDB202H2

REV: 0

LEGEND:-
 P - PILE
 TB - TIE BEAM
 PC - PILE CAP
 ST. - STRAIGHT
 Ld - DEVELOPMENT LENGTH
 TYP. - TYPICAL
 EGL - EXISTING GROUND LEVEL
 E/F - EACH FACE

COMPANIES: L&T Infrastructure Engineering Ltd. IN CONSORTIUM WITH: ARTELIA Consulting Engineers Ltd. (Formerly Mahindra Consulting Engineers Ltd.)



FOR TENDER PURPOSE ONLY

NOTES

1. All dimensions are in millimeters unless otherwise specified.
2. Reinforcement shall be as per IS 456:2000 and IS 1786:2008.
3. Pile caps shall be cast on a concrete pad of 100mm thickness.
4. Pile caps shall be cast on a concrete pad of 100mm thickness.
5. Pile caps shall be cast on a concrete pad of 100mm thickness.
6. Pile caps shall be cast on a concrete pad of 100mm thickness.
7. Pile caps shall be cast on a concrete pad of 100mm thickness.
8. Pile caps shall be cast on a concrete pad of 100mm thickness.
9. Pile caps shall be cast on a concrete pad of 100mm thickness.
10. Pile caps shall be cast on a concrete pad of 100mm thickness.
11. Pile caps shall be cast on a concrete pad of 100mm thickness.
12. Pile caps shall be cast on a concrete pad of 100mm thickness.
13. Pile caps shall be cast on a concrete pad of 100mm thickness.
14. Pile caps shall be cast on a concrete pad of 100mm thickness.
15. Pile caps shall be cast on a concrete pad of 100mm thickness.
16. Pile caps shall be cast on a concrete pad of 100mm thickness.

DRAWING NO.	TITLE	DATE	STATUS	DESCRIPTION	DES.	DRN.	INIT.	SIGN.	INIT.	SIGN.
0	230912	1	FIRST SUBMISSION		KTL	PPI	AYR	BRT		
REV.	YYMMDD		STATUS	DESCRIPTION	DES.	DRN.	INIT.	SIGN.	INIT.	SIGN.
<p>REVISIONS</p> <p>STATUS CODES 1: PRELIMINARY 2: FOR APPROVAL 3: GOOD FOR CONSTRUCTION 4:</p>										
<p>REFERENCE DRAWINGS</p>										

CLIENT: ANDHRA PRADESH INDUSTRIAL INFRASTRUCTURE CORPORATION LIMITED (APIIC)

PROJECT: SETTING UP OF BULK DRUG PARK AT NAKKAPALLI IN ANAKAPALLI DISTRICT, ANDHRA PRADESH

TITLE: INCUBATION CENTER PILE CAP AND TIE BAM & DETAILS

PROJECT NO: C1232704

COP: -

SCALE: AS SHOWN

DRAWING NO: DDB202H3

REV: 0

PATH: REFER BOTTOM ORIGINAL SIZE: A1

LEFT CORNER OF THE DRAWING

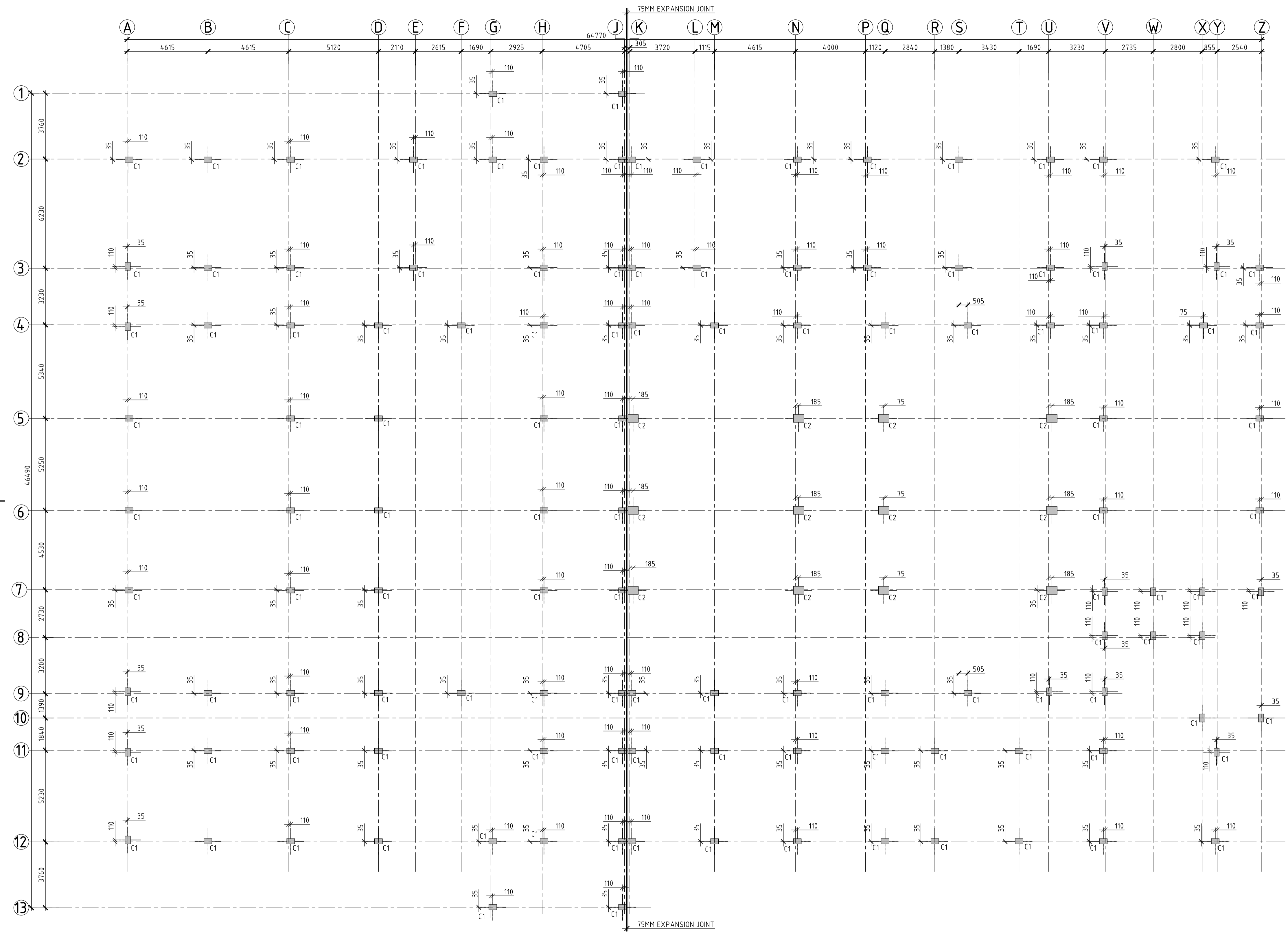
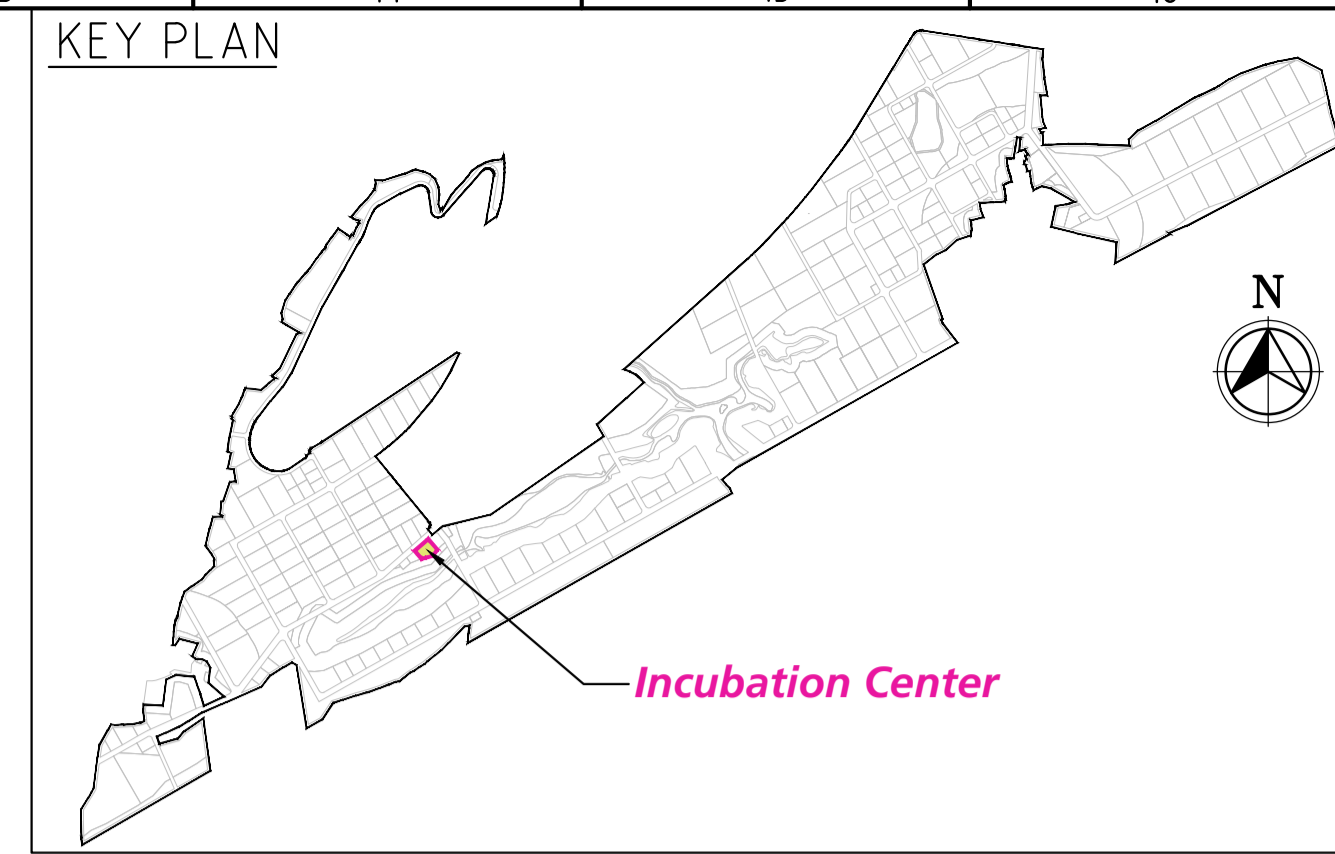
ARTELIA Consulting Engineers Ltd. (Formerly Mahindra Consulting Engineers Ltd.)

L&T Infrastructure Engineering Ltd.

IN CONSORTIUM WITH:

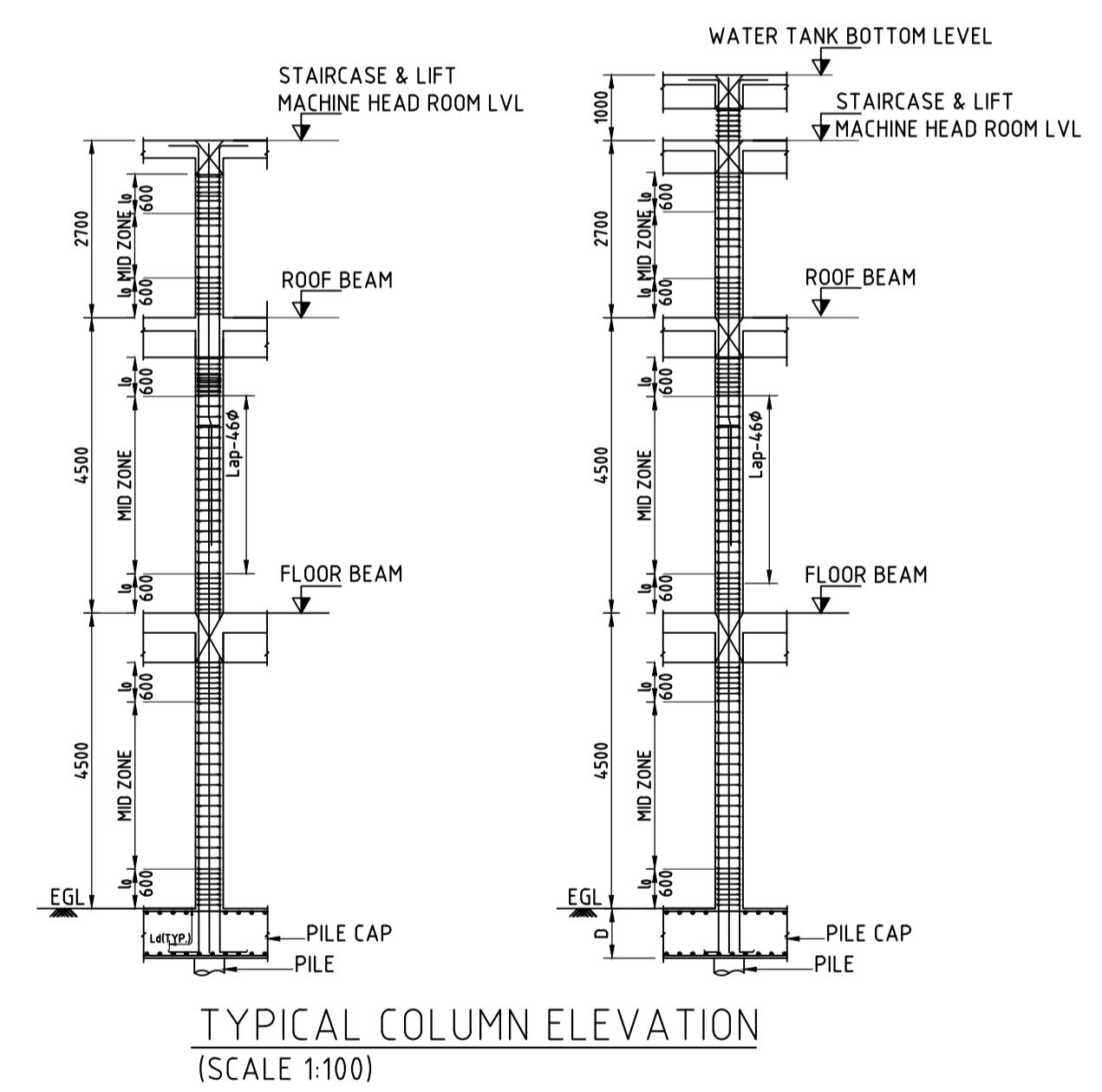
ARTELIA Consulting Engineers Ltd. (Formerly Mahindra Consulting Engineers Ltd.)

plot scale 1:50



SCHEDULE OF COLUMNS:-

S.No.	TYPE	No.s	SIZE	COLUMN DETAILS	TIE DETAILS	TIE SPACING		
						S1 ZONE	S2 ZONE	LAP ZONE
1	C1	121	300x450			T8-100 c/c	T8-200 c/c	T8-100 c/c
2	C2	12	450x600			T8-100 c/c	T8-200 C/C	T8-100 c/c



COLUMN CENTER LINE PLAN
(SCALE 1:125)

TYPICAL COLUMN ELEVATION
(SCALE 1:100)

LEGEND:-

- GRID LINE
- C — COLUMN
- EXIS. — EXISTING
- LVL — LEVEL
- NGL — NATURAL GROUND Lvl.

FOR TENDER PURPOSE ONLY

- NOTES**
- ALL DIMENSIONS ARE IN MILLIMETERS AND LEVELS ARE IN METERS, UNLESS OTHERWISE SPECIFIED. DO NOT SCALE THE DRAWING WRITTEN DIMENSIONS SHALL ONLY BE FOLLOWED.
 - M30 GRADE FOR ALL THE RCC, REINFORCEMENT GRADE FE500D HYSD BARS SHALL BE ADOPTED.
 - ALL CONCRETE PLAIN AND REINFORCEMENT SHALL CONFORM TO IS:456-2000 & IS:1920 FOR DETAILING OF REINFORCEMENT. S.P.16, IS:5525, IS:13920 AND S.P.34, SHALL BE REFERRED.
 - CLEAR COVER TO MAIN REINFORCEMENT SHALL BE 40MM FOR COLUMNS, 30MM FOR FLOOR BEAMS & 25 MM FOR SLABS.
 - DEVELOPMENT LENGTH (LD) OF REINFORCEMENT 46 TIMES DIA. OF BARS.
 - AT THE COLUMN LAPPING ZONE, TIES SHOULD BE SPACED NOT GREATER THAN 150MM.
 - THE SURFACE DRAINS IN THE BUILDING AND AROUND THE BUILDING SHALL BE SO PLANNED THAT WATER IS DRAINED AWAY FROM THE BUILDING.
 - ALL DIMENSIONS SHALL BE CHECKED AND VERIFIED AT SITE BEFORE EXECUTION.
 - ALL DRAWINGS SHALL BE READ IN CONNECTION WITH RELEVANT ARCHITECTURAL & SERVICES DRAWING.
 - POUNDING OF WATER SHOULD BE AVOIDED AROUND THE STRUCTURE.
 - REIN. BARS SHALL BE HYSD BARS OF FE500D GRADE CONFORMING TO IS:1786 WITH MIN ELONGATION OF 11.5%.

REV.	DATE	STATUS	DESCRIPTION	DES.	DRN.	INIT.	SIGN.	INIT.	SIGN.
0	230912	1	FIRST SUBMISSION			KTL	PPI	AYR	BRT

STATUS CODES 1: PRELIMINARY 2: FOR APPROVAL 3: GOOD FOR CONSTRUCTION 4:

REFERENCE DRAWINGS

CLIENT: ANDHRA PRADESH INDUSTRIAL INFRASTRUCTURE CORPORATION LIMITED (APIIC)

PROJECT: SETTING UP OF BULK DRUG PARK AT NAKKAPALLI IN ANAKAPALLI DISTRICT, ANDHRA PRADESH

TITLE: INCUBATION CENTER COLUMN CENTER LINE LAYOUT & DETAIL

PROJECT NO: C1232704

COP: -

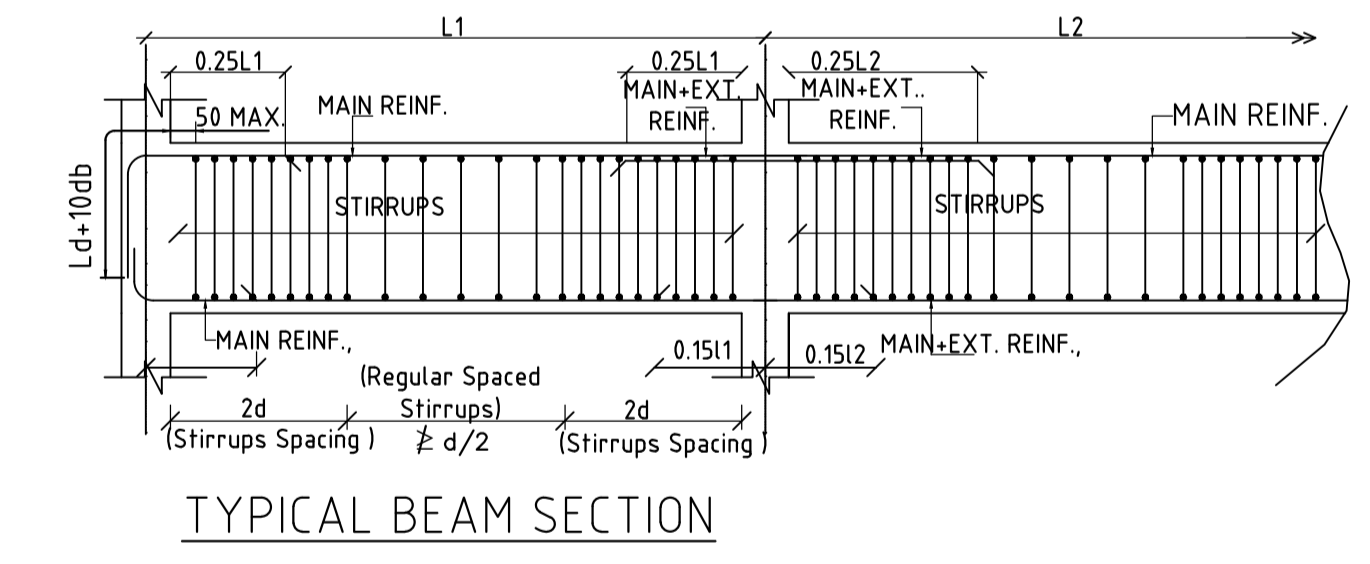
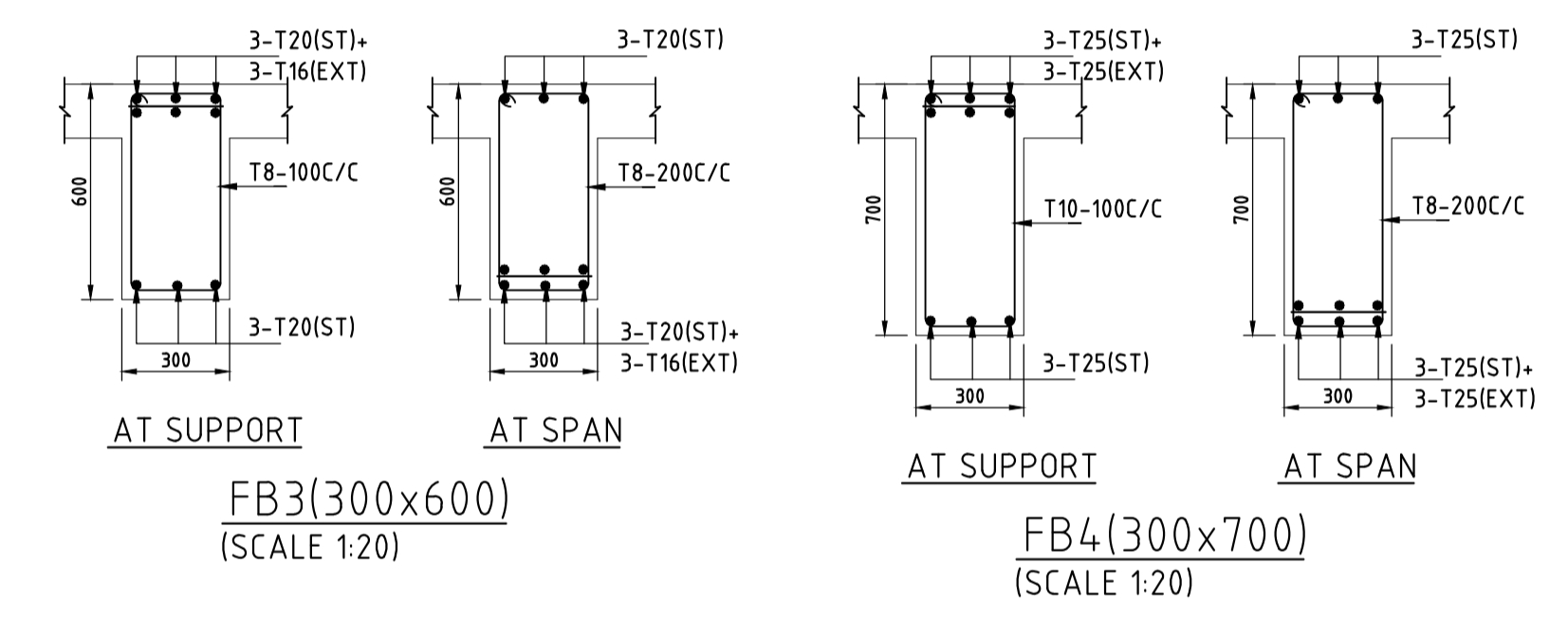
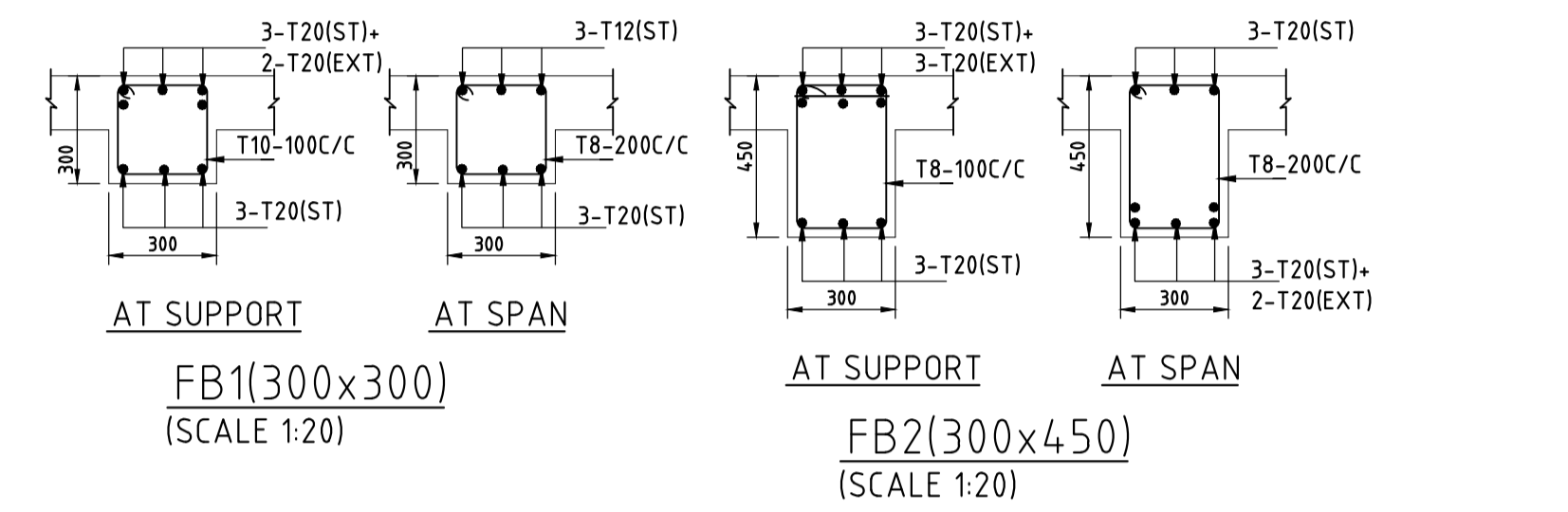
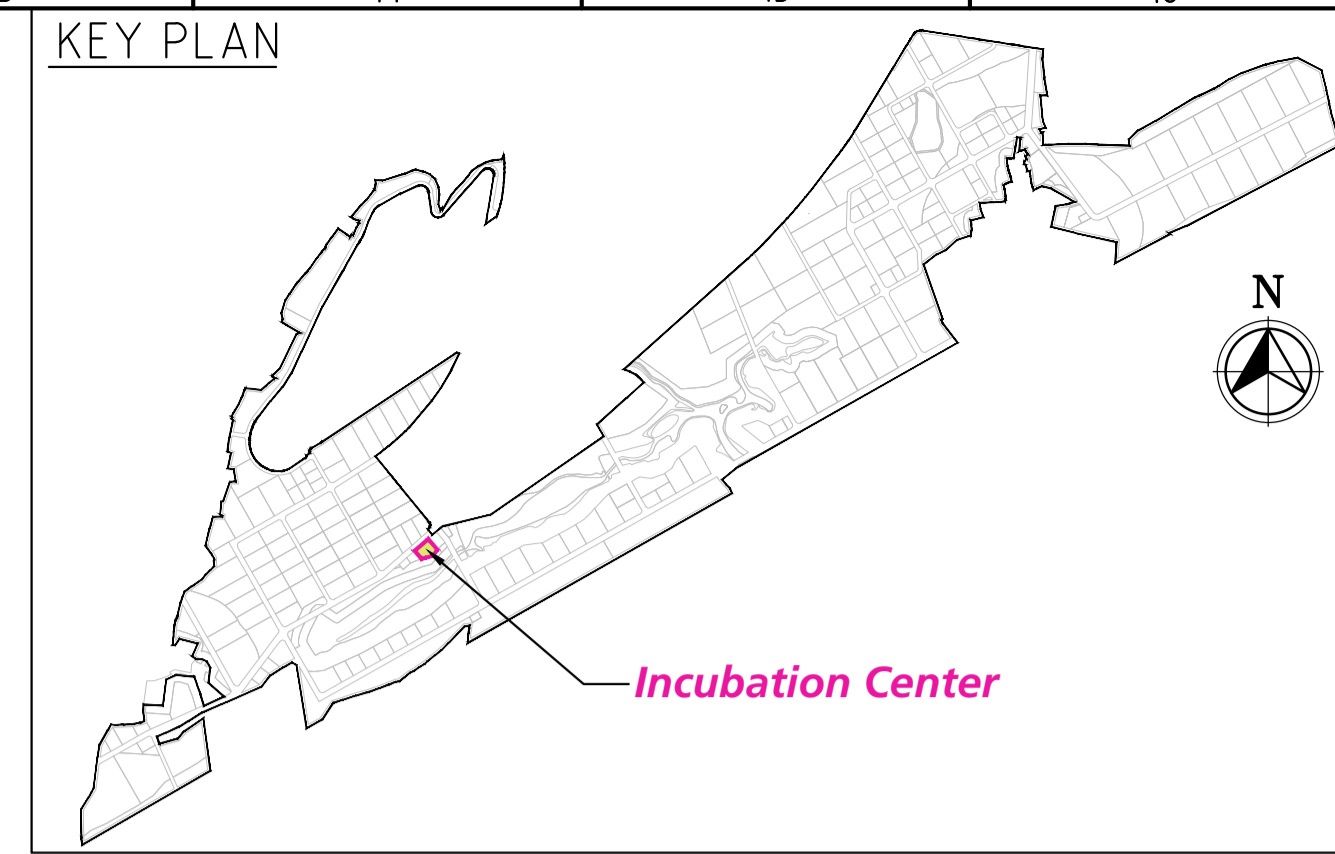
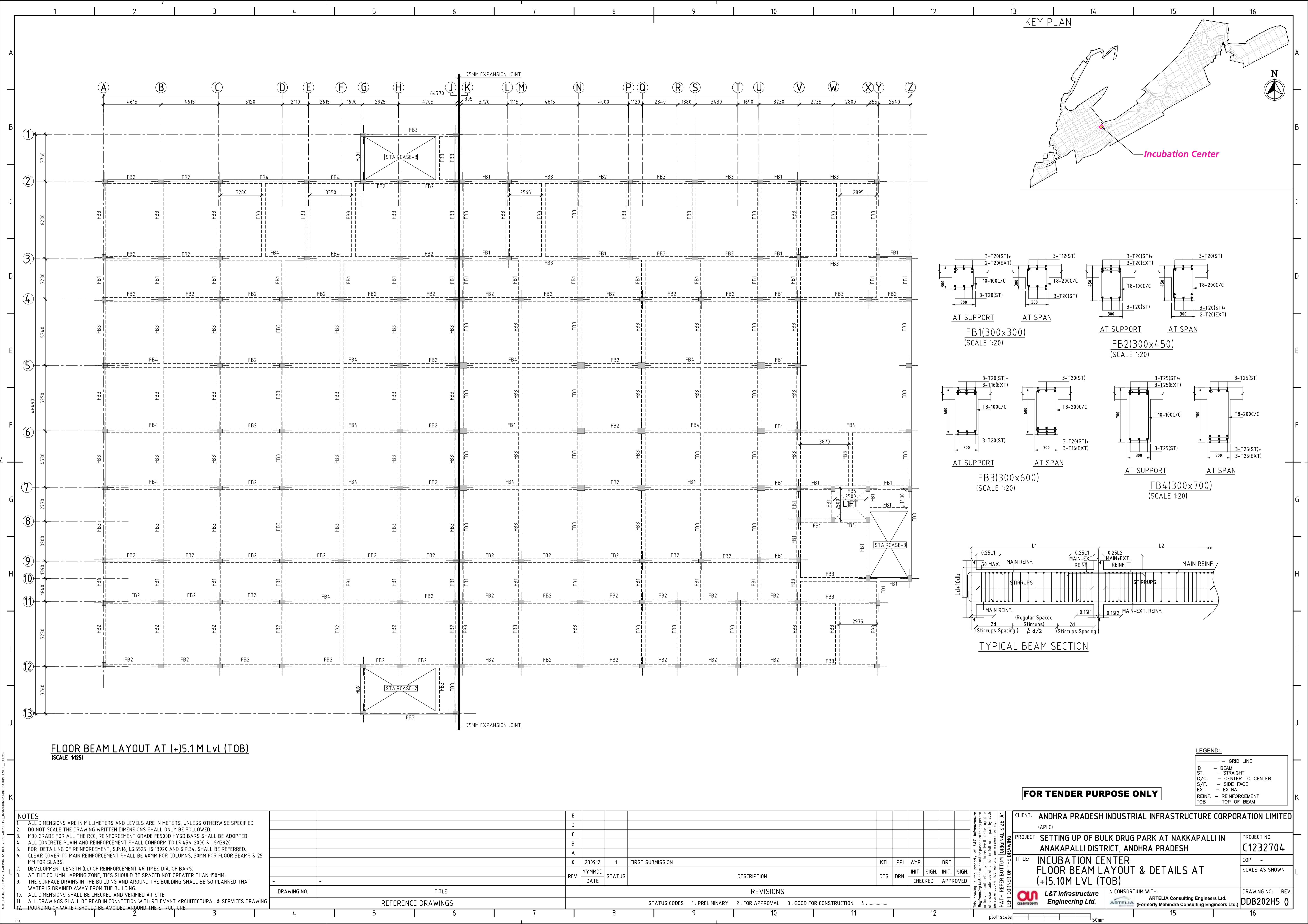
SCALE: AS SHOWN

DRAWING NO: DDB202H4

REV: 0

IN CONSORTIUM WITH: ARTELIA Consulting Engineers Ltd. (Formerly Mahindra Consulting Engineers Ltd.)

L&T Infrastructure Engineering Ltd.



FLOOR BEAM LAYOUT AT (+)5.1 M Lvl (TOB)
(SCALE 1:125)

- NOTES**
- ALL DIMENSIONS ARE IN MILLIMETERS AND LEVELS ARE IN METERS, UNLESS OTHERWISE SPECIFIED.
 - DO NOT SCALE THE DRAWING WRITTEN DIMENSIONS SHALL ONLY BE FOLLOWED.
 - M30 GRADE FOR ALL THE RCC, REINFORCEMENT GRADE FE500D HYSD BARS SHALL BE ADOPTED.
 - ALL CONCRETE PLAIN AND REINFORCEMENT SHALL CONFORM TO IS:456-2000 & IS:13920
 - FOR DETAILING OF REINFORCEMENT, S.P:16, IS:5525, IS:13920 AND S.P:34, SHALL BE REFERRED.
 - CLEAR COVER TO MAIN REINFORCEMENT SHALL BE 40MM FOR COLUMNS, 30MM FOR FLOOR BEAMS & 25 MM FOR SLABS.
 - DEVELOPMENT LENGTH (Ld) OF REINFORCEMENT ≥ 4 TIMES DIA. OF BARS.
 - AT THE COLUMN LAPPING ZONE, TIES SHOULD BE SPACED NOT GREATER THAN 150MM.
 - THE SURFACE DRAINS IN THE BUILDING AND AROUND THE BUILDING SHALL BE SO PLANNED THAT WATER IS DRAINED AWAY FROM THE BUILDING.
 - ALL DIMENSIONS SHALL BE CHECKED AND VERIFIED AT SITE.
 - ALL DRAWINGS SHALL BE READ IN CONNECTION WITH RELEVANT ARCHITECTURAL & SERVICES DRAWING.
 - ROUNDING OF WATER SHOULD BE AVOIDED AROUND THE STRUCTURE.

REV.	DATE	STATUS	DESCRIPTION	DES.	DRN.	INIT.	SIGN.	INIT.	SIGN.
0	230912	1	FIRST SUBMISSION						
REVISIONS									
STATUS CODES 1: PRELIMINARY 2: FOR APPROVAL 3: GOOD FOR CONSTRUCTION 4:									
DRAWING NO.		TITLE							
		REFERENCE DRAWINGS							

FOR TENDER PURPOSE ONLY

LEGEND:-

- GRID LINE
- B — BEAM
- ST. — STRAIGHT
- C/C. — CENTER TO CENTER
- S/F. — SIDE FACE
- EXT. — EXTRA
- REINF. — REINFORCEMENT
- TOB — TOP OF BEAM

CLIENT: ANDHRA PRADESH INDUSTRIAL INFRASTRUCTURE CORPORATION LIMITED (APIIC)

PROJECT: SETTING UP OF BULK DRUG PARK AT NAKKAPALLI IN ANAKAPALLI DISTRICT, ANDHRA PRADESH

TITLE: INCUBATION CENTER FLOOR BEAM LAYOUT & DETAILS AT (+)5.10M LVL (TOB)

PROJECT NO: C1232704

COP: -

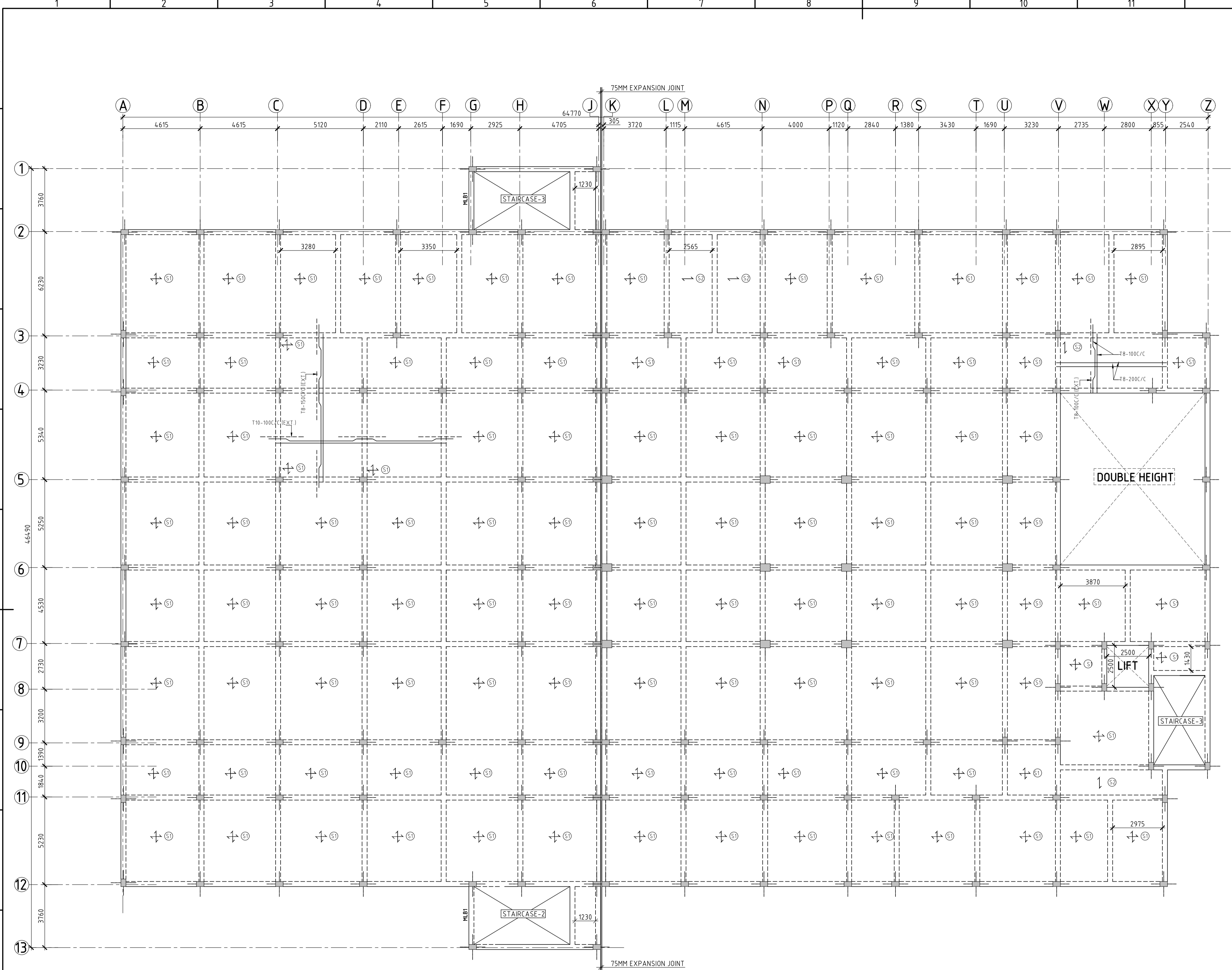
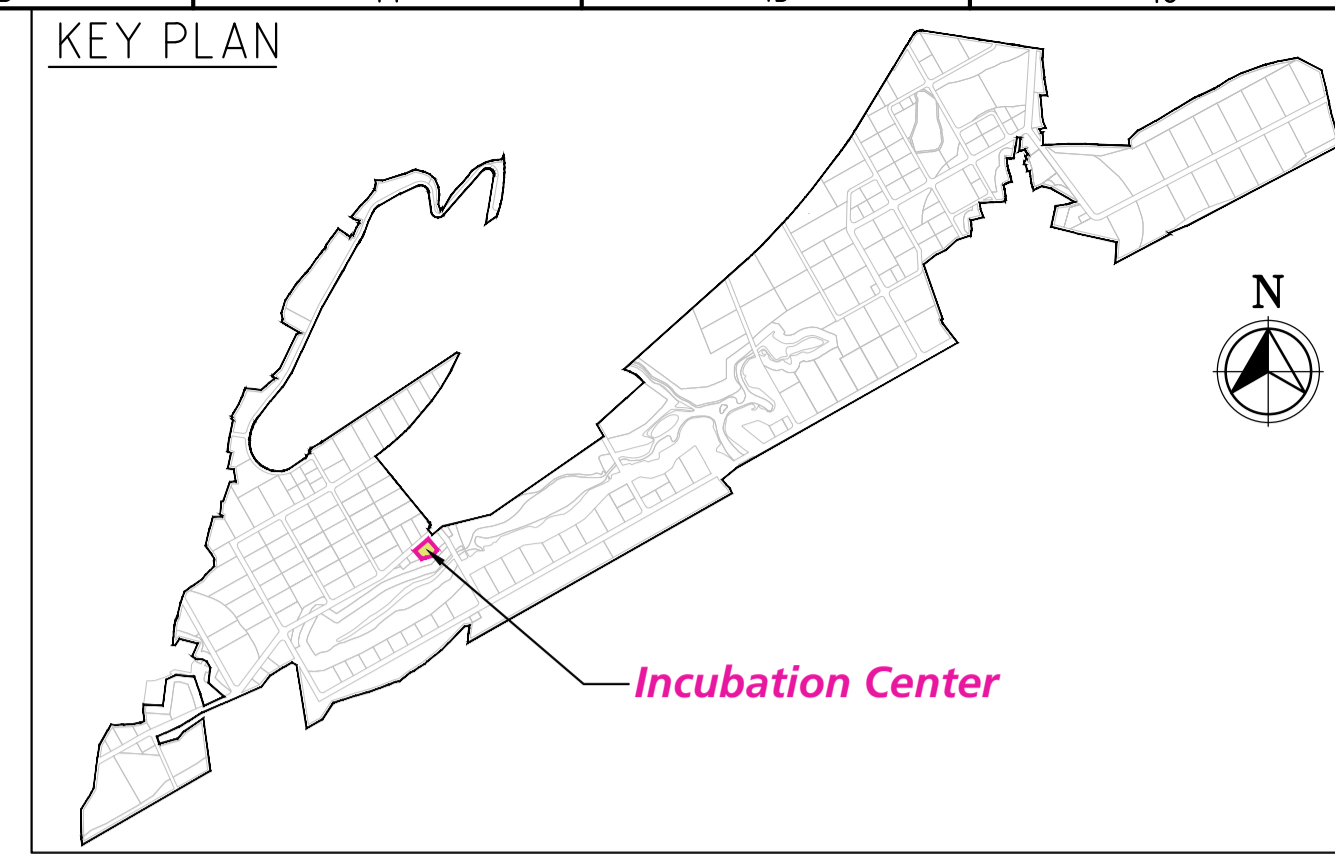
SCALE: AS SHOWN

DRAWING NO: DDB202HS

REV: 0

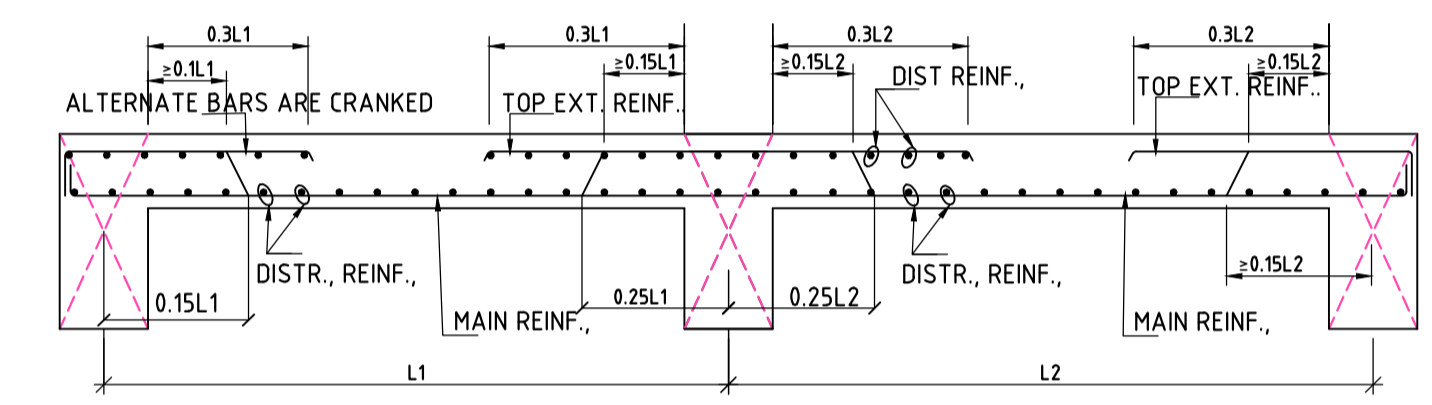
IN CONSORTIUM WITH: ARTELIA Consulting Engineers Ltd. (Formerly Mahindra Consulting Engineers Ltd.)

L&T Infrastructure Engineering Ltd.



SLAB SCHEDULE:-

S.NO.	NAME	TYPE	THK. (mm)	REINF., ALONG SHORT SPAN		REINF., ALONG LONG SPAN	
				BOTTOM	TOP	BOTTOM	TOP
1	S1	↔	150	T8-100C/C (ALT., CRANK)	T8-100C/C	T8-150C/C (ALT., CRANK)	T8-150C/C
2	S2	↕	150	T8-100C/C (ALT., CRANK)	T8-100C/C	T8-200C/C (ALT., CRANK)	-



TYPICAL DETAILS OF SLAB REINFORCEMENT

FLOOR SLAB LAYOUT AT (+)5.1 M Lvl (TOS)
(SCALE 1:125)

FOR TENDER PURPOSE ONLY

LEGEND:-

- GRID LINE
- B — BEAM
- ST. — STRAIGHT
- C/C. — CENTER TO CENTER
- S/F. — SIDE FACE
- EXT. — EXTRA
- REINF. — REINFORCEMENT
- TOS — TOP OF SLAB

NOTES

- ALL DIMENSIONS ARE IN MILLIMETERS AND LEVELS ARE IN METERS, UNLESS OTHERWISE SPECIFIED.
- DO NOT SCALE THE DRAWING WRITTEN DIMENSIONS SHALL ONLY BE FOLLOWED.
- M30 GRADE FOR ALL THE RCC. REINFORCEMENT GRADE FE500D HYSD BARS SHALL BE ADOPTED.
- ALL CONCRETE PLAIN AND REINFORCEMENT SHALL CONFORM TO IS:456-2000 & IS:13920
- FOR DETAILING OF REINFORCEMENT, S.P.16, IS:5525, IS:13920 AND S.P.34, SHALL BE REFERRED.
- CLEAR COVER TO MAIN REINFORCEMENT SHALL BE 40MM FOR COLUMNS, 30MM FOR FLOOR BEAMS & 25 MM FOR SLABS.
- DEVELOPMENT LENGTH (Ld) OF REINFORCEMENT 46 TIMES DIA. OF BARS.
- AT THE COLUMN LAPPING ZONE, TIES SHOULD BE SPACED NOT GREATER THAN 150MM.
- THE SURFACE DRAINS IN THE BUILDING AND AROUND THE BUILDING SHALL BE SO PLANNED THAT WATER IS DRAINED AWAY FROM THE BUILDING.
- ALL DIMENSIONS SHALL BE CHECKED AND VERIFIED AT SITE.
- ALL DRAWINGS SHALL BE READ IN CONNECTION WITH RELEVANT ARCHITECTURAL & SERVICES DRAWING.
- ROUNDING OFF WATER SHOULD BE AVOIDED AROUND THE STRUCTURE.

REV.	DATE	STATUS	DESCRIPTION	DES.	DRN.	INIT.	SIGN.	INIT.	SIGN.
0	230912	1	FIRST SUBMISSION			KTL	PPI	AYR	BRT

REVISIONS

STATUS CODES 1: PRELIMINARY 2: FOR APPROVAL 3: GOOD FOR CONSTRUCTION 4:

REFERENCE DRAWINGS

CLIENT: ANDHRA PRADESH INDUSTRIAL INFRASTRUCTURE CORPORATION LIMITED (APIIC)

PROJECT: SETTING UP OF BULK DRUG PARK AT NAKKAPALLI IN ANAKAPALLI DISTRICT, ANDHRA PRADESH

TITLE: INCUBATION CENTER FLOOR SLAB LAYOUT & DETAILS AT (+)5.10M LVL (TOS)

PROJECT NO: C1232704

COP: -

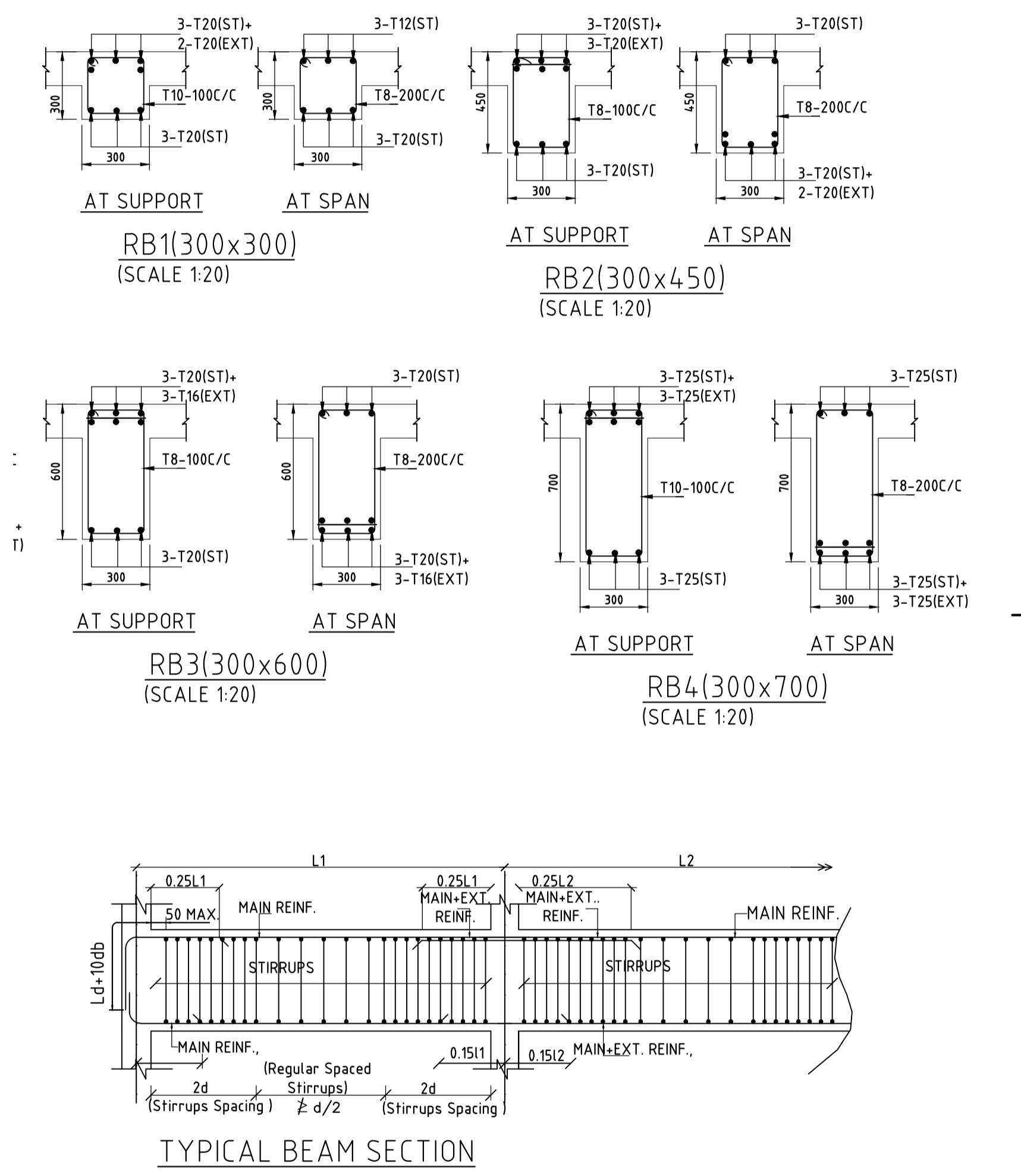
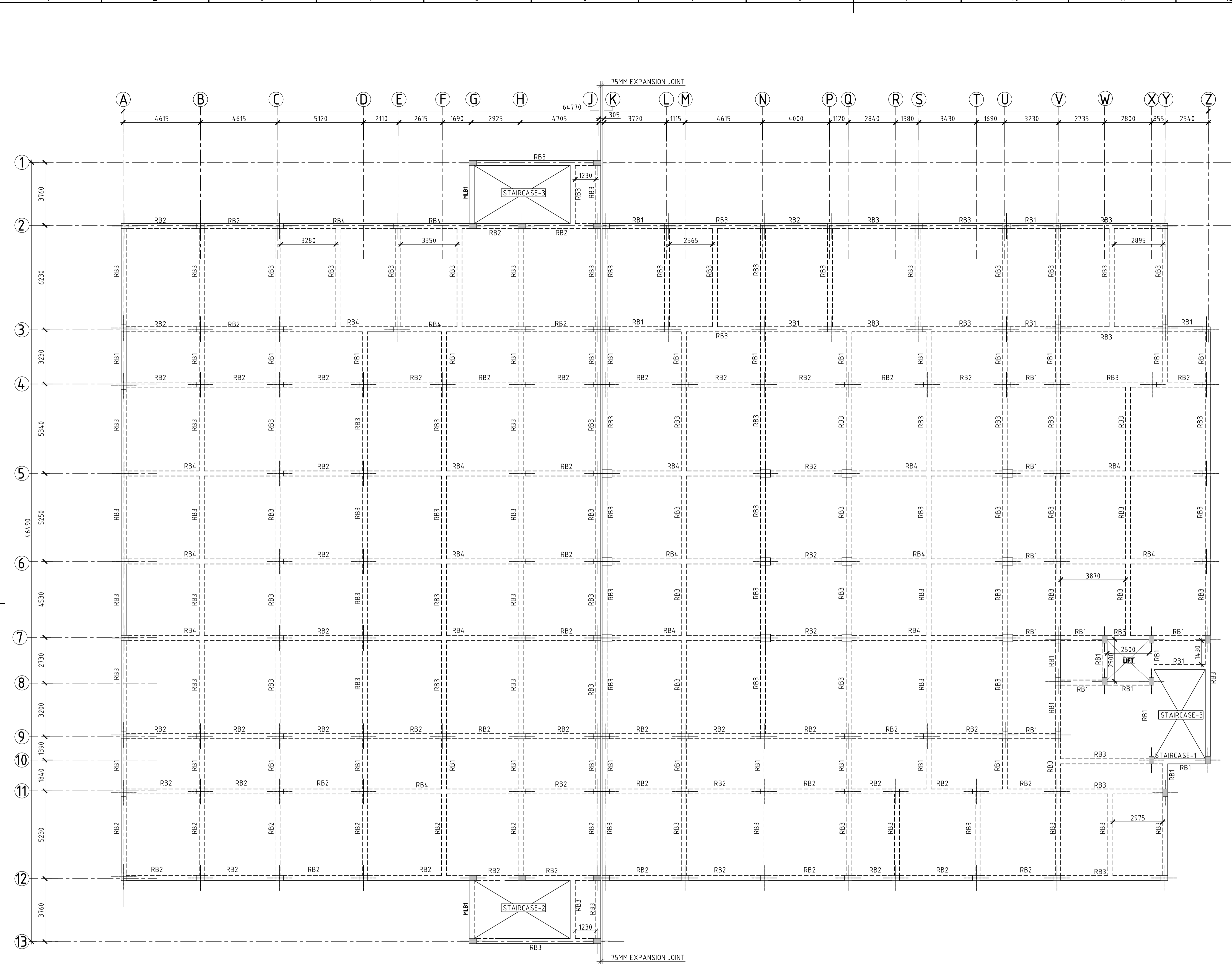
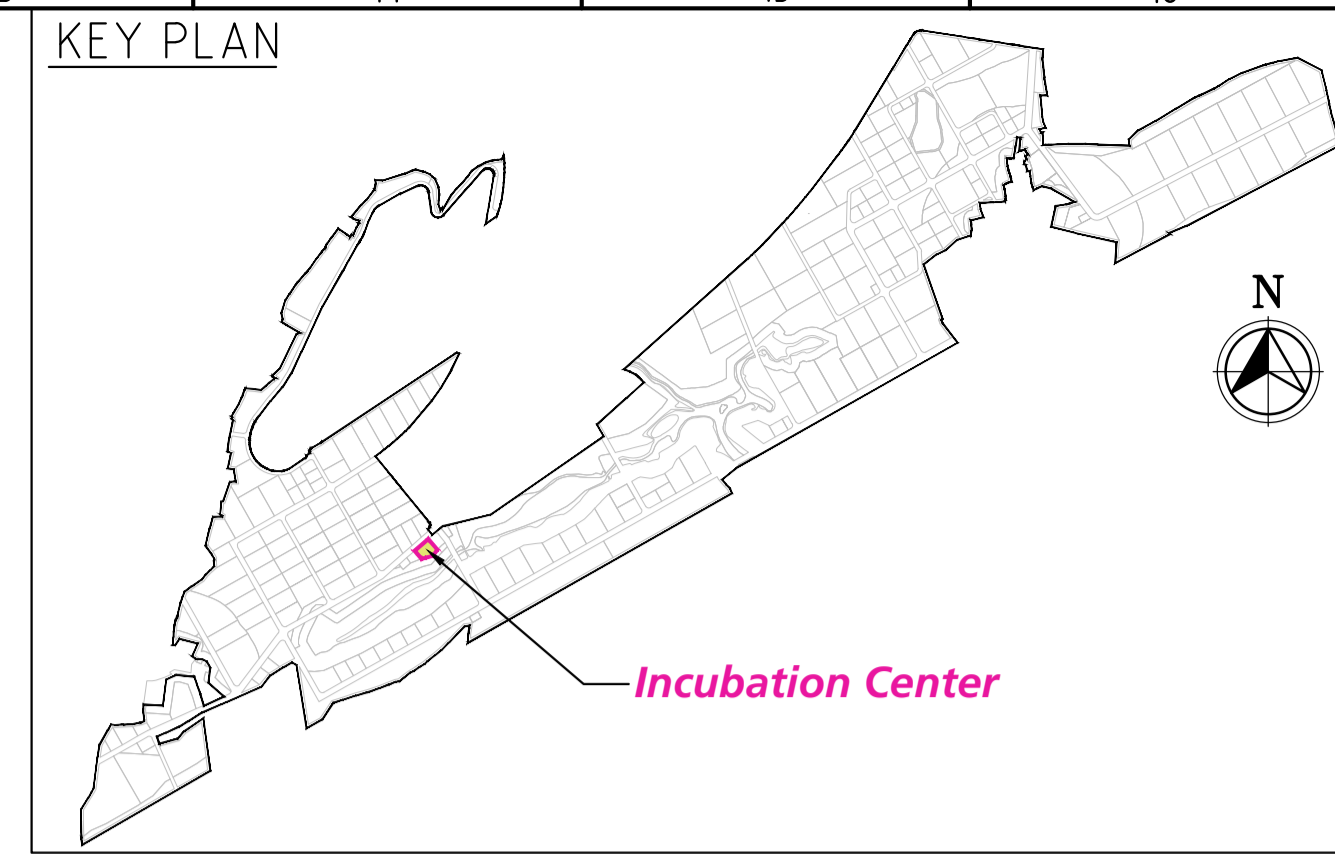
SCALE: AS SHOWN

DRAWING NO: DDB202H6

REV: 0

IN CONSORTIUM WITH: ARTELIA Consulting Engineers Ltd. (Formerly Mahindra Consulting Engineers Ltd.)

L&T Infrastructure Engineering Ltd.



ROOF BEAM LAYOUT AT (+)9.6 M Lvl (TOB)
(SCALE 1:125)

FOR TENDER PURPOSE ONLY

LEGEND:-

- GRID LINE
- B - BEAM
- ST. - STRAIGHT
- C/C. - CENTER TO CENTER
- S/F. - SIDE FACE
- EXT. - EXTRA
- REINF. - REINFORCEMENT
- TOB - TOP OF BEAM

- NOTES**
- ALL DIMENSIONS ARE IN MILLIMETERS AND LEVELS ARE IN METERS, UNLESS OTHERWISE SPECIFIED.
 - DO NOT SCALE THE DRAWING WRITTEN DIMENSIONS SHALL ONLY BE FOLLOWED.
 - M30 GRADE FOR ALL THE RCC. REINFORCEMENT GRADE FE500D HYSD BARS SHALL BE ADOPTED.
 - ALL CONCRETE PLAIN AND REINFORCEMENT SHALL CONFORM TO IS:456-2000 & IS:13920
 - FOR DETAILING OF REINFORCEMENT, S.P.16, IS:5525, IS:13920 AND S.P.34, SHALL BE REFERRED.
 - CLEAR COVER TO MAIN REINFORCEMENT SHALL BE 40MM FOR COLUMNS, 30MM FOR FLOOR BEAMS & 25 MM FOR SLABS.
 - DEVELOPMENT LENGTH (Ld) OF REINFORCEMENT ≥ 4 TIMES DIA. OF BARS.
 - AT THE COLUMN LAPPING ZONE, TIES SHOULD BE SPACED NOT GREATER THAN 150MM.
 - THE SURFACE DRAINS IN THE BUILDING AND AROUND THE BUILDING SHALL BE SO PLANNED THAT WATER IS DRAINED AWAY FROM THE BUILDING.
 - ALL DIMENSIONS SHALL BE CHECKED AND VERIFIED AT SITE.
 - ALL DRAWINGS SHALL BE READ IN CONNECTION WITH RELEVANT ARCHITECTURAL & SERVICES DRAWING.
 - POUNDING OF WATER SHOULD BE AVOIDED AROUND THE STRUCTURE.

REV.	DATE	STATUS	DESCRIPTION	DES.	DRN.	INIT.	SIGN.	INIT.	SIGN.
0	230912	1	FIRST SUBMISSION						
REVISIONS									
STATUS CODES 1: PRELIMINARY 2: FOR APPROVAL 3: GOOD FOR CONSTRUCTION 4:									
DRAWING NO.		TITLE							
		REFERENCE DRAWINGS							

CLIENT: ANDHRA PRADESH INDUSTRIAL INFRASTRUCTURE CORPORATION LIMITED (APIIC)

PROJECT: SETTING UP OF BULK DRUG PARK AT NAKKAPALLI IN ANAKAPALLI DISTRICT, ANDHRA PRADESH

TITLE: INCUBATION CENTER ROOF BEAM LAYOUT & DETAILS AT (+)9.60M LVL (TOB)

PROJECT NO: C1232704

COP: -

SCALE: AS SHOWN

DRAWING NO: DDB202H7

REV: 0

IN CONSORTIUM WITH: ARTELIA Consulting Engineers Ltd. (Formerly Mahindra Consulting Engineers Ltd.)

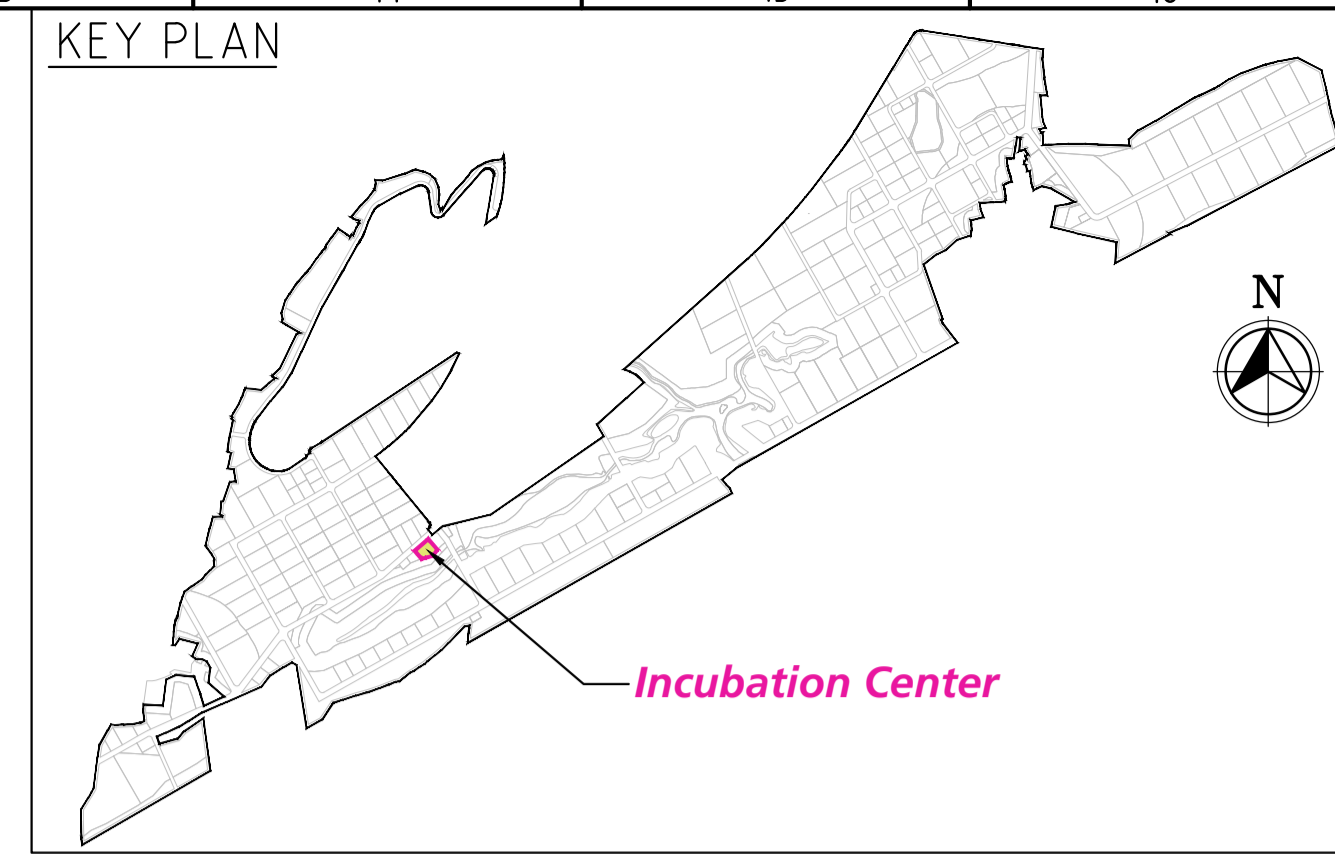
L&T Infrastructure Engineering Ltd.

Engineering Ltd. and must not be passed on to any person without the written consent of the Engineer in Charge. Any person who makes use of either in full or in part by such person or body without the prior permission in writing.

PATH: REFER BOTTOM ORIGINAL SIZE: A1

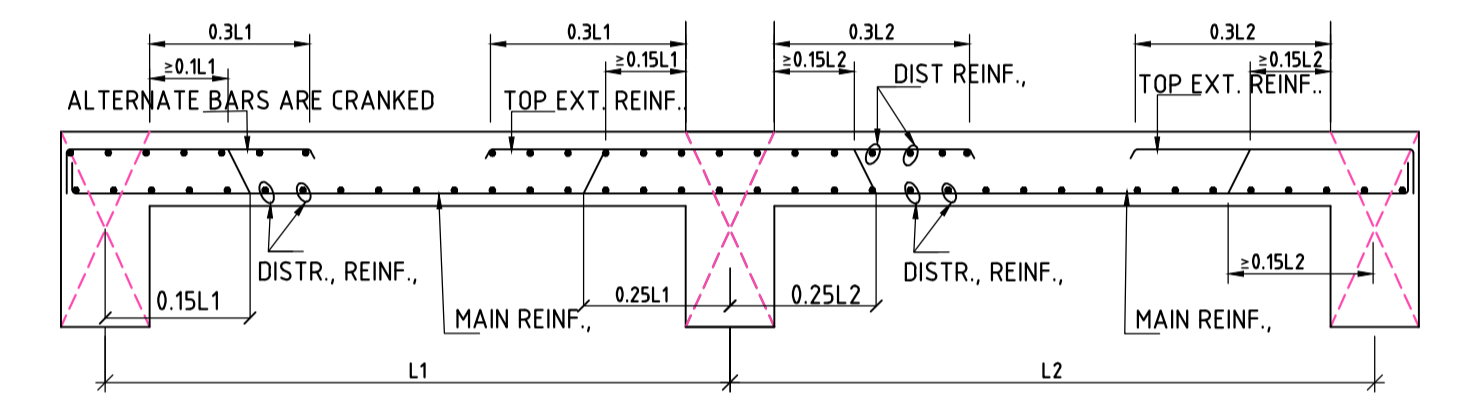
LEFT CORNER OF THE DRAWING



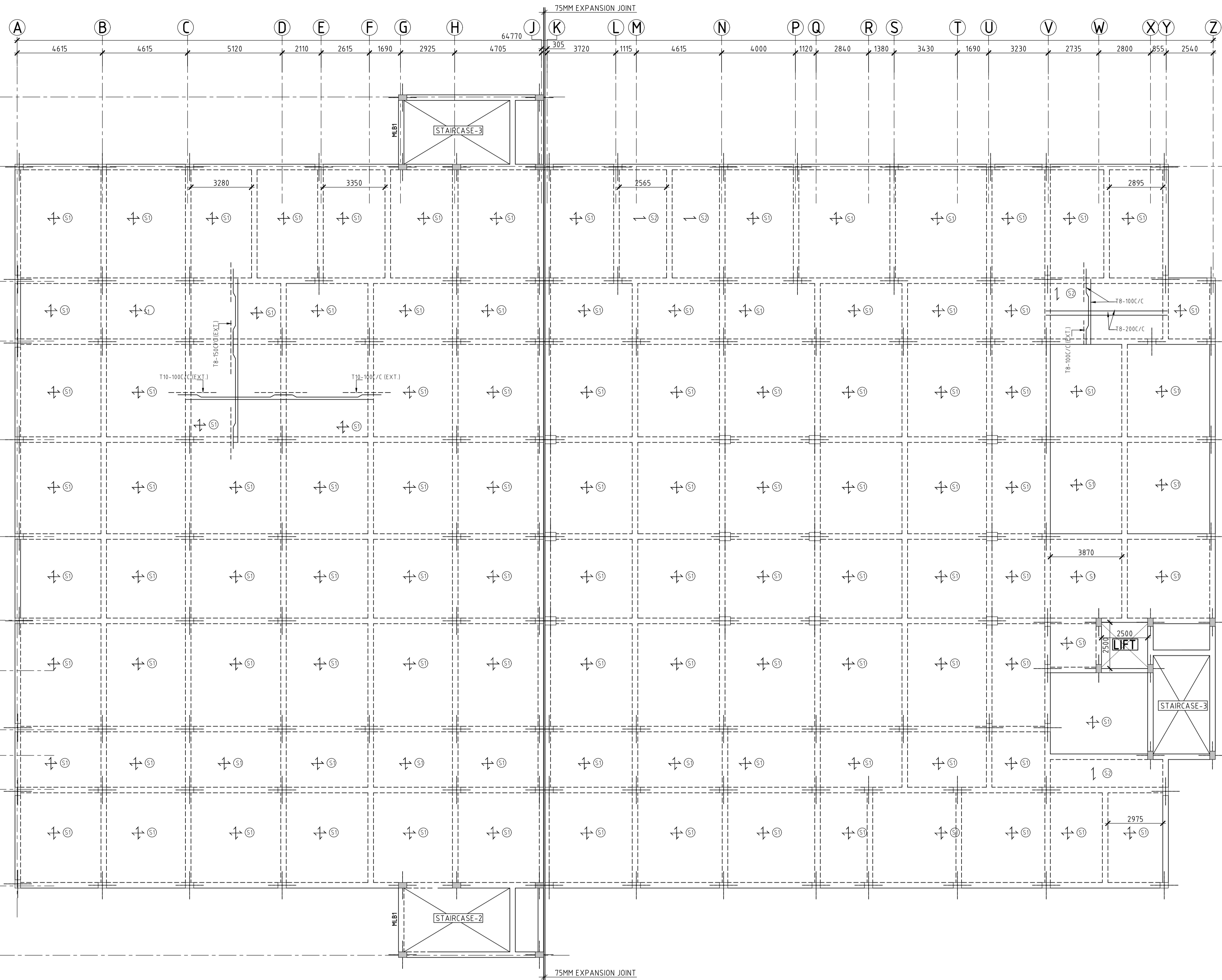


SLAB SCHEDULE:-

S.NO.	NAME	TYPE	THK. (mm)	REINF., ALONG SHORT SPAN		REINF., ALONG LONG SPAN	
				BOTTOM	TOP	BOTTOM	TOP
1	S1	↕	150	T8-100C/C (ALT., CRANK)	T8-100C/C	T8-150C/C (ALT., CRANK)	T8-150C/C
2	S2	↔	150	T8-100C/C (ALT., CRANK)	T8-100C/C	T8-200C/C (ALT., CRANK)	-



TYPICAL DETAILS OF SLAB REINFORCEMENT



ROOF SLAB LAYOUT AT (+)9.6 M Lvl (TOS)
(SCALE 1:125)

LEGEND:-

- GRID LINE
- B — BEAM
- ST. — STRAIGHT
- C/C. — CENTER TO CENTER
- S/F. — SIDE FACE
- EXT. — EXTRA
- REINF. — REINFORCEMENT
- TOS — TOP OF SLAB

FOR TENDER PURPOSE ONLY

- NOTES**
- ALL DIMENSIONS ARE IN MILLIMETERS AND LEVELS ARE IN METERS, UNLESS OTHERWISE SPECIFIED.
 - DO NOT SCALE THE DRAWING WRITTEN DIMENSIONS SHALL ONLY BE FOLLOWED.
 - M30 GRADE FOR ALL THE RCC. REINFORCEMENT GRADE FE500D HYSD BARS SHALL BE ADOPTED.
 - ALL CONCRETE PLAIN AND REINFORCEMENT SHALL CONFORM TO IS-456-2000 & IS-13920
 - FOR DETAILING OF REINFORCEMENT, S.P.16, IS-5525, IS-13920 AND S.P.34, SHALL BE REFERRED.
 - CLEAR COVER TO MAIN REINFORCEMENT SHALL BE 40MM FOR COLUMNS, 30MM FOR FLOOR BEAMS & 25 MM FOR SLABS.
 - DEVELOPMENT LENGTH (Ld) OF REINFORCEMENT 46 TIMES DIA. OF BARS.
 - AT THE COLUMN LAPPING ZONE, TIES SHOULD BE SPACED NOT GREATER THAN 150MM.
 - THE SURFACE DRAINS IN THE BUILDING AND AROUND THE BUILDING SHALL BE SO PLANNED THAT WATER IS DRAINED AWAY FROM THE BUILDING.
 - ALL DIMENSIONS SHALL BE CHECKED AND VERIFIED AT SITE.
 - ALL DRAWINGS SHALL BE READ IN CONNECTION WITH RELEVANT ARCHITECTURAL & SERVICES DRAWING.
 - POUNDING OF WATER SHOULD BE AVOIDED AROUND THE STRUCTURE.

REV.	DATE	STATUS	DESCRIPTION	DES.	DRN.	INIT.	SIGN.	INIT.	SIGN.
0	230912	1	FIRST SUBMISSION			KTL	PPI	AYR	BRT

REVISIONS

STATUS CODES 1: PRELIMINARY 2: FOR APPROVAL 3: GOOD FOR CONSTRUCTION 4:

REFERENCE DRAWINGS

DRAWING NO.	TITLE
-	-

CLIENT: ANDHRA PRADESH INDUSTRIAL INFRASTRUCTURE CORPORATION LIMITED (APIIC)

PROJECT: SETTING UP OF BULK DRUG PARK AT NAKKAPALLI IN ANAKAPALLI DISTRICT, ANDHRA PRADESH

TITLE: INCUBATION CENTER ROOF SLAB LAYOUT & DETAILS AT (+)9.60M LVL (TOS)

PROJECT NO: C1232704

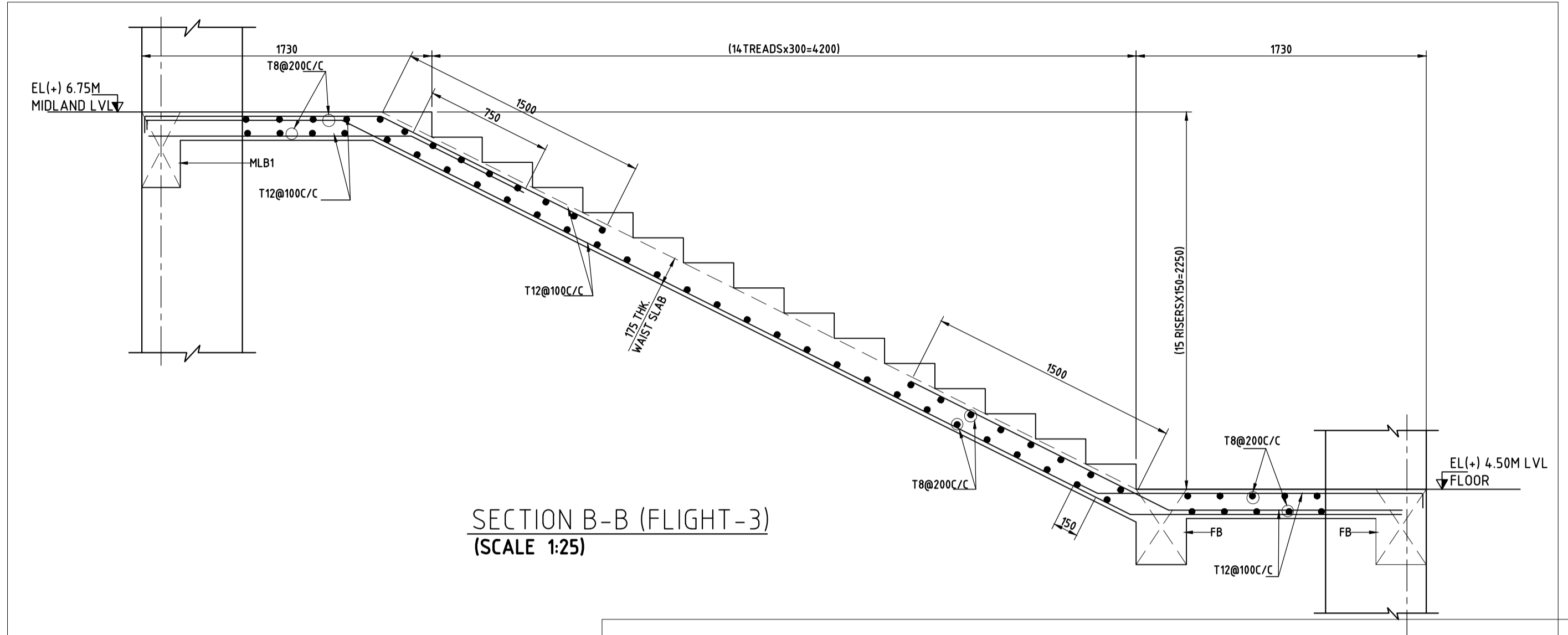
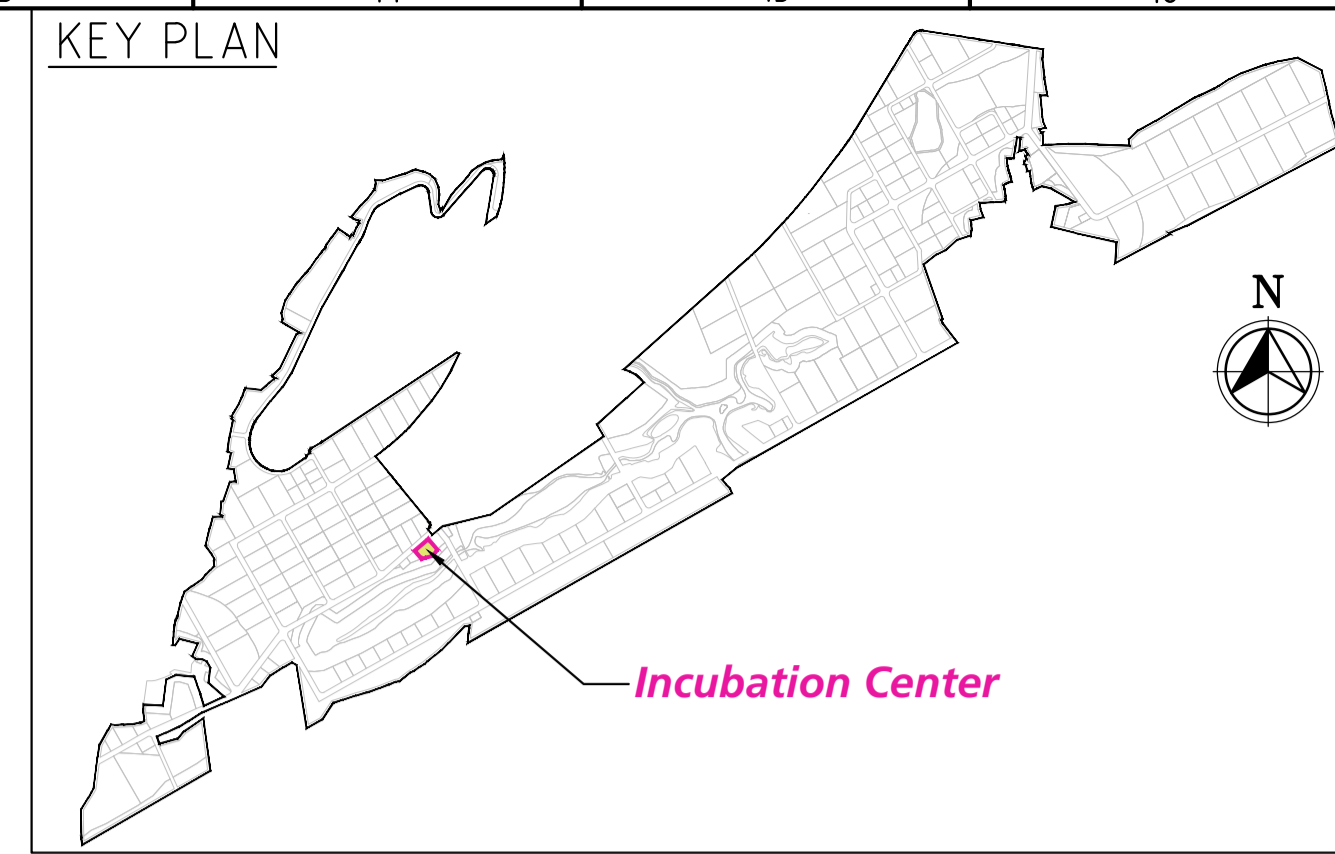
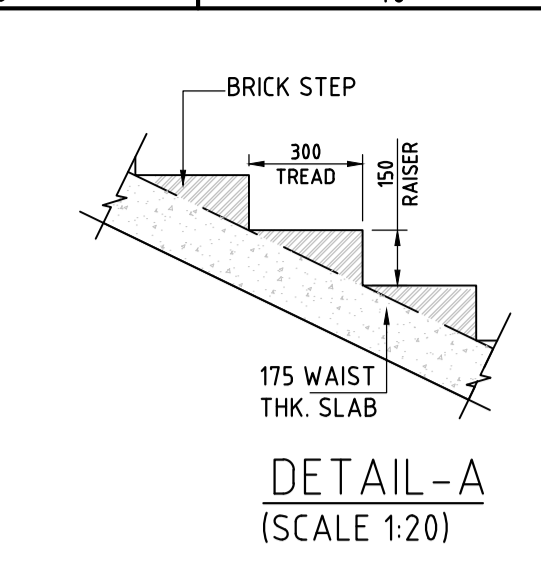
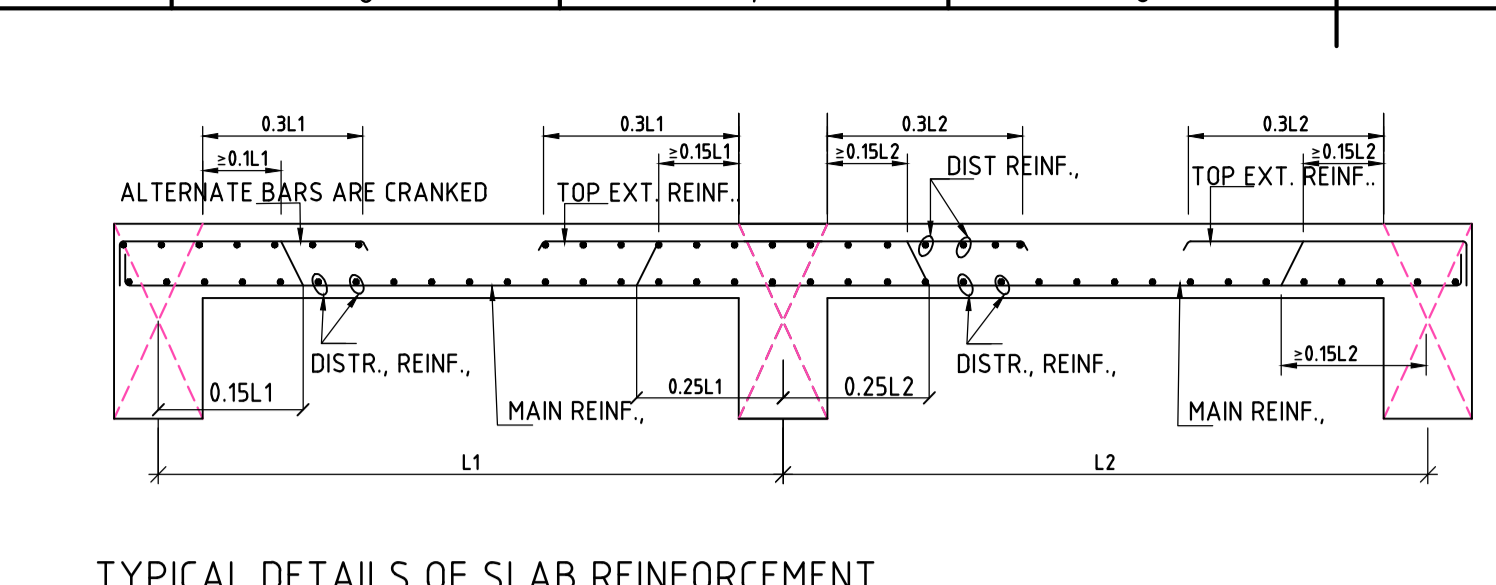
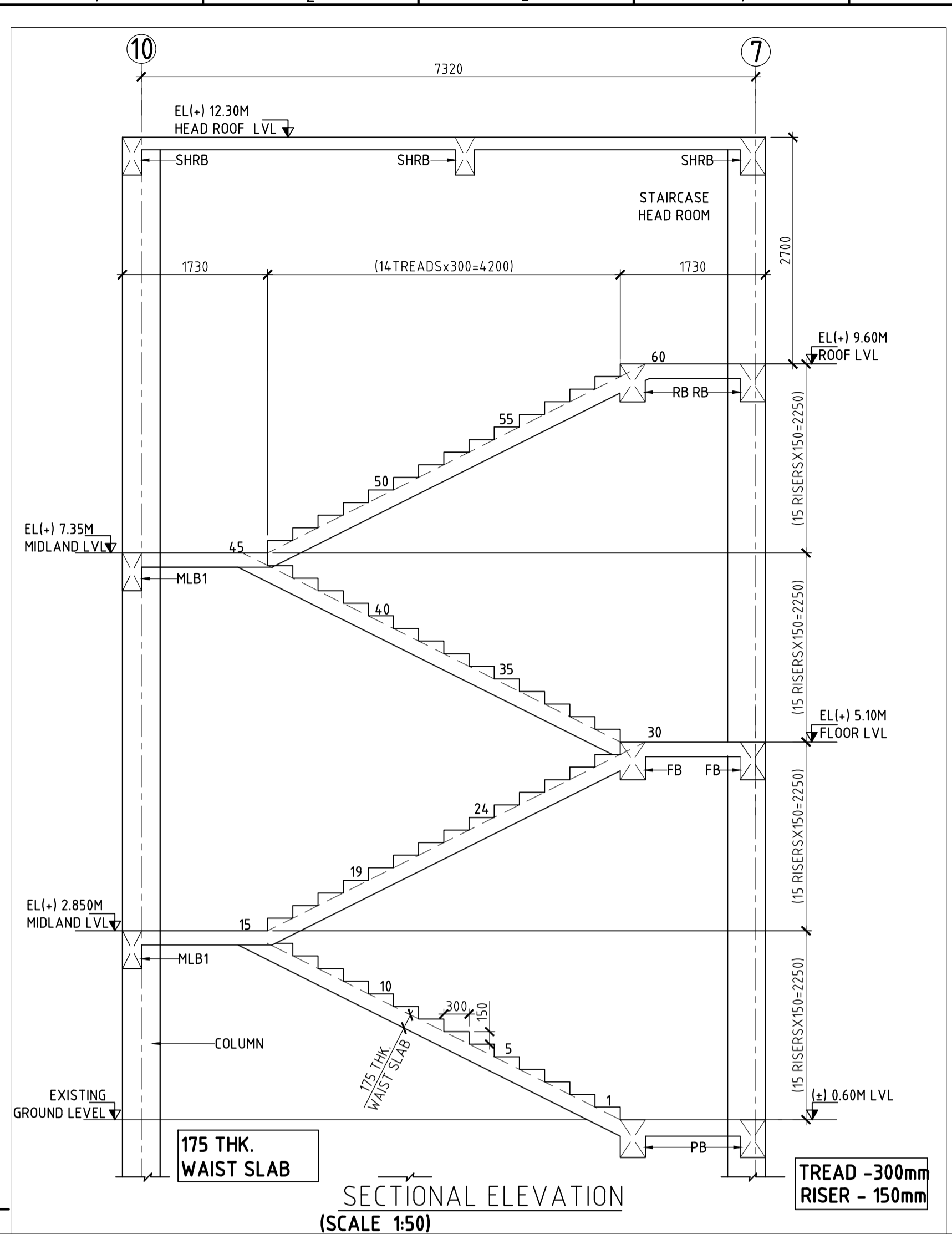
COP: -

SCALE: AS SHOWN

DRAWING NO: DDB202H8

REV: 0

COMPANIES: L&T Infrastructure Engineering Ltd. IN CONSORTIUM WITH: ARTELIA Consulting Engineers Ltd. (Formerly Mahindra Consulting Engineers Ltd.)

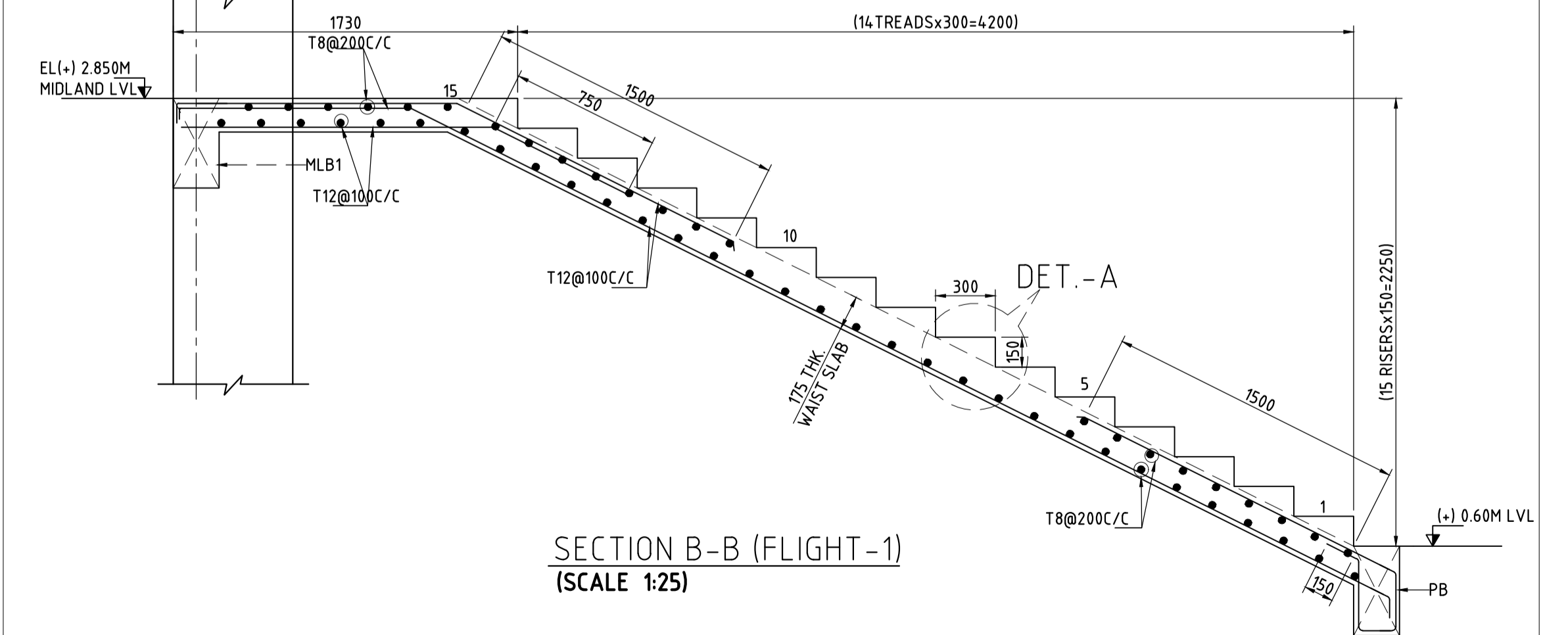
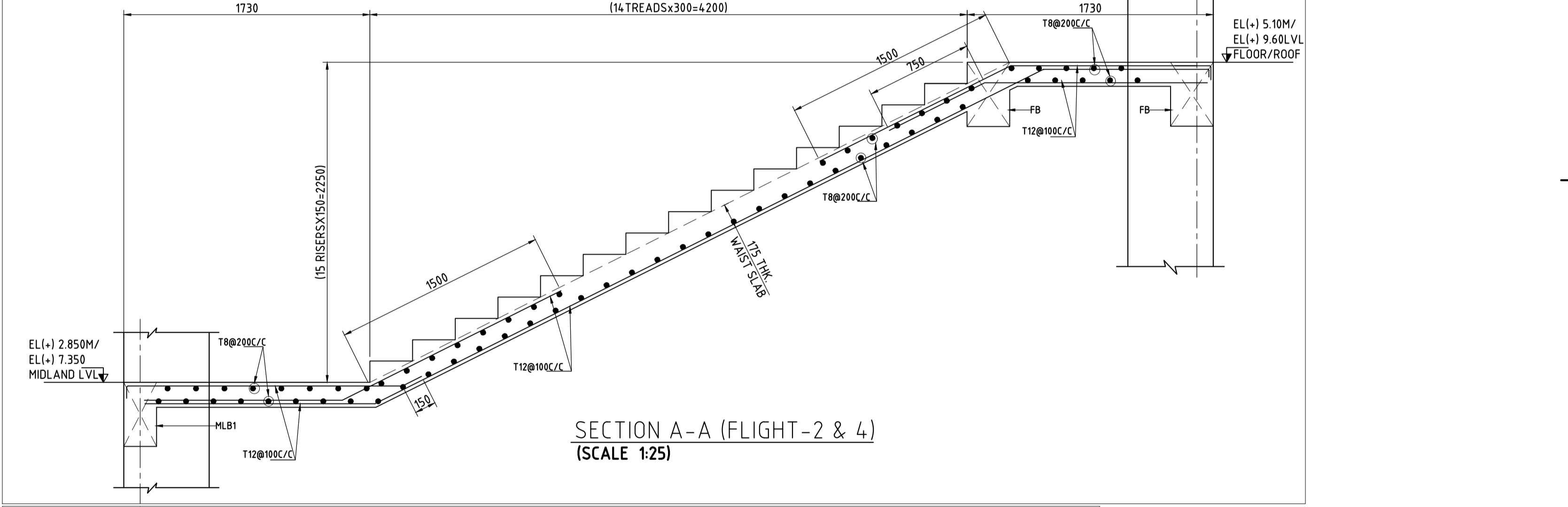
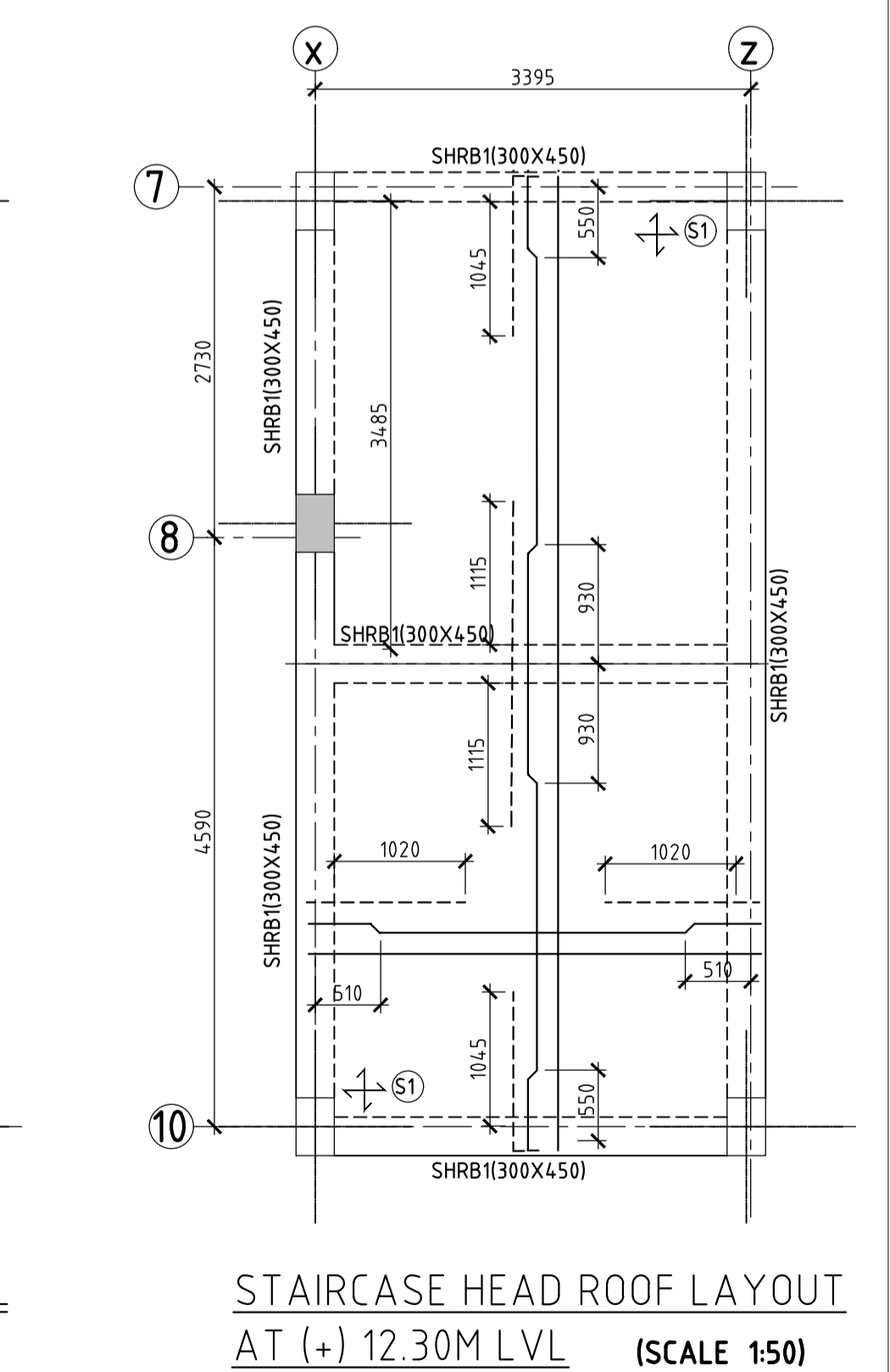
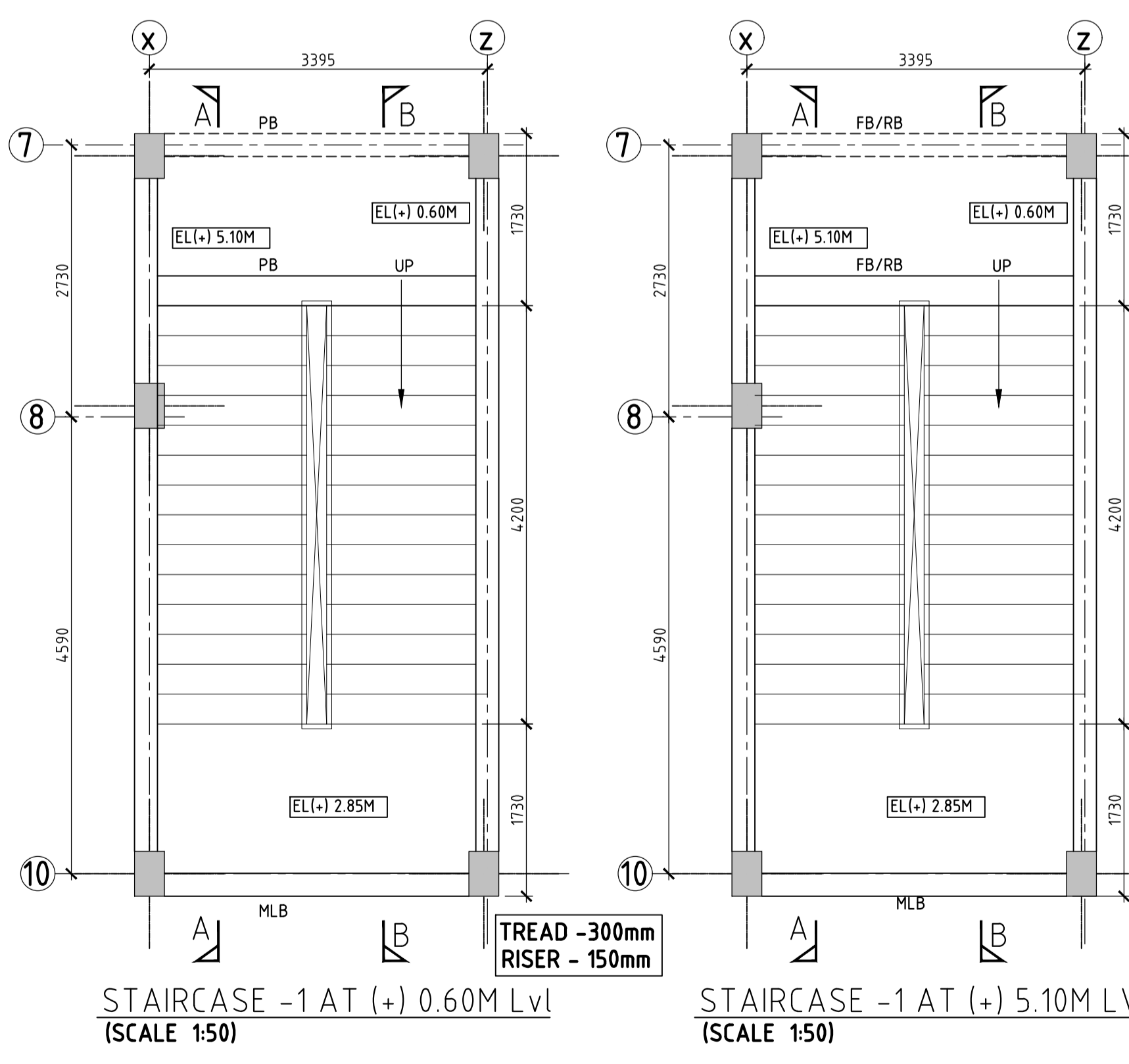


SLAB SCHEDULE:-

S.NO.	NAME	TYPE	THK (mm)	REINF., ALONG SHORT SPAN		REINF., ALONG LONG SPAN	
				BOTTOM	TOP	BOTTOM	TOP
1	S1		150	T10-100C/C (ALT., CRANK)	T10-100C/C	T10-150C/C (ALT., CRANK)	T8-150C/C

AT SUPPORT	AT SPAN	AT SUPPORT	AT SPAN
3-T12(ST) T8-100C/C 3-T12(ST)	3-T12(ST) T8-150C/C 3-T12(ST)+ 3-T12(EXT)	3-T16(ST) T8-100C/C 3-T16(ST)	3-T16(ST) T8-150C/C 3-T16(ST)+ 3-T16(EXT)

MLB1(300x450) (SCALE 1:20) SHRB1(300x450) (SCALE 1:20)



FOR TENDER PURPOSE ONLY

- NOTES**
- ALL DIMENSIONS ARE IN MM AND ALL LEVEL ARE IN M UNLESS NOTED OTHERWISE.
 - DO NOT SCALE THE DRAWING. FOLLOW FIGURED DIMENSIONS ONLY.
 - CONCRETE GRADE SHALL BE M25.
 - GRADE OF STEEL - F500D.
 - CLEAR COVER FOR MAIN REINFORCEMENT
 - 1) WAIST SLAB-25
 - LAPS SHALL BE STAGGERED & NOT MORE THAN 50% OF THE BARS SHALL BE LAPPED AT ANY LOCATION.
 - THIS DRAWING SHOULD BE READ IN CONJUNCTION WITH RELEVANT ARCHITECTURAL DRAWING.
 - DUCTILE DETAILING AS PER CODE IS13920.
 - WE ARE NOT RESPONSIBLE FOR QUALITY OR STANDARDS OF CONSTRUCTION.

REV.	DATE	STATUS	DESCRIPTION	REVISIONS			
				DES.	DRN.	INIT. CHECKED	SIGN. APPROVED
0	230912	1	FIRST SUBMISSION	KTL	PPI	AYR	BRT

DRAWING NO.	TITLE	STATUS CODES
	REFERENCE DRAWINGS	1: PRELIMINARY 2: FOR APPROVAL 3: GOOD FOR CONSTRUCTION 4:

CLIENT: ANDHRA PRADESH INDUSTRIAL INFRASTRUCTURE CORPORATION LIMITED (APIIC)

PROJECT: SETTING UP OF BULK DRUG PARK AT NAKKAPALLI IN ANAKAPALLI DISTRICT, ANDHRA PRADESH

TITLE: INCUBATION CENTER STAIRCASE -1 LAYOUT & DETAILS

PROJECT NO: C1232704

COP: -

SCALE: AS SHOWN

DRAWING NO: DDB202H9

REV: 0

Engineering Ltd. and must not be passed on to any person without the written permission of the Engineer in Charge. The Engineer in Charge shall not be held responsible for any loss or damage caused by the use of this drawing without the written permission of the Engineer in Charge.

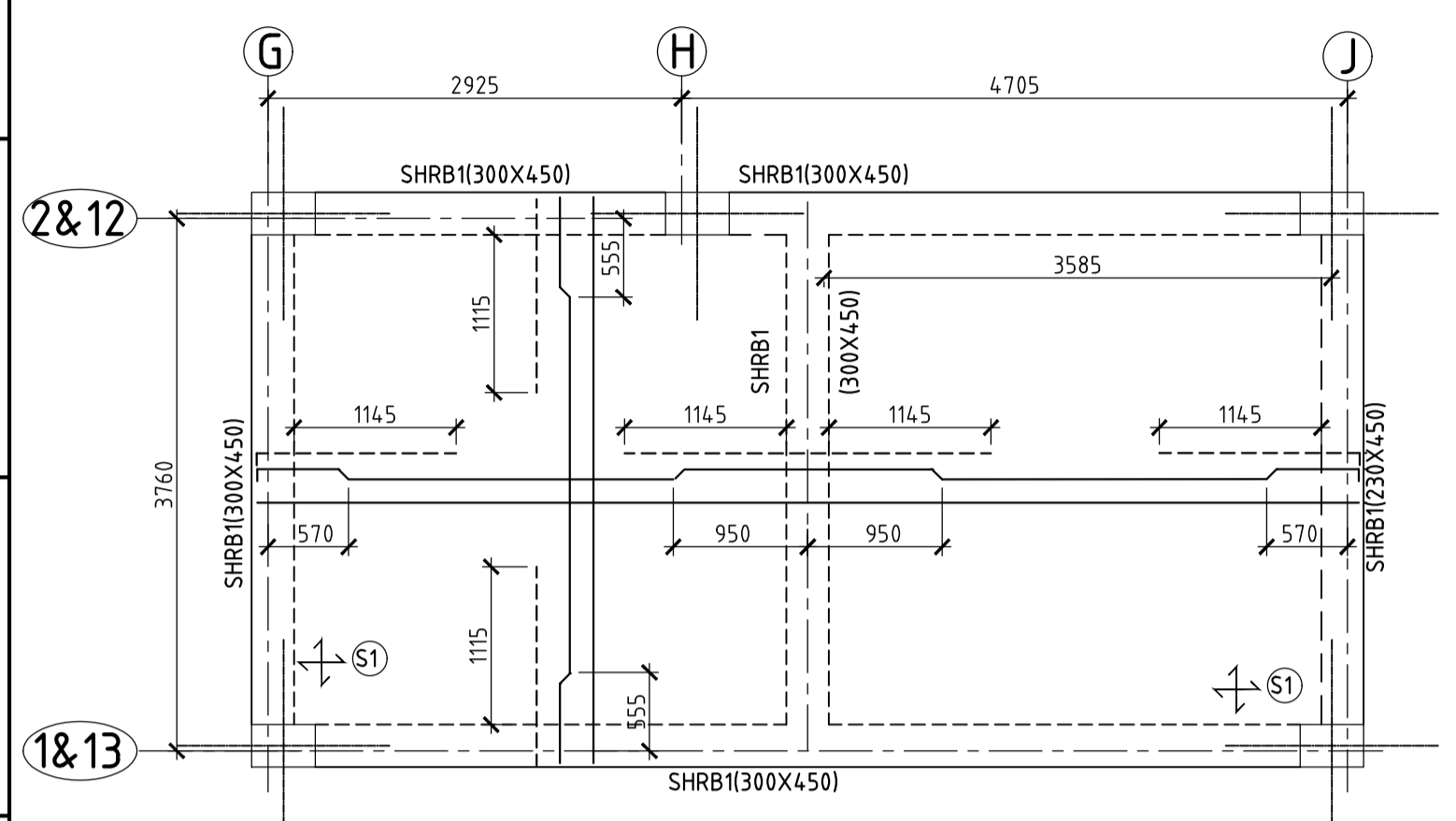
PATH REFER BOTTOM ORIGINAL SIZE: A1

LEFT CORNER OF THE DRAWING

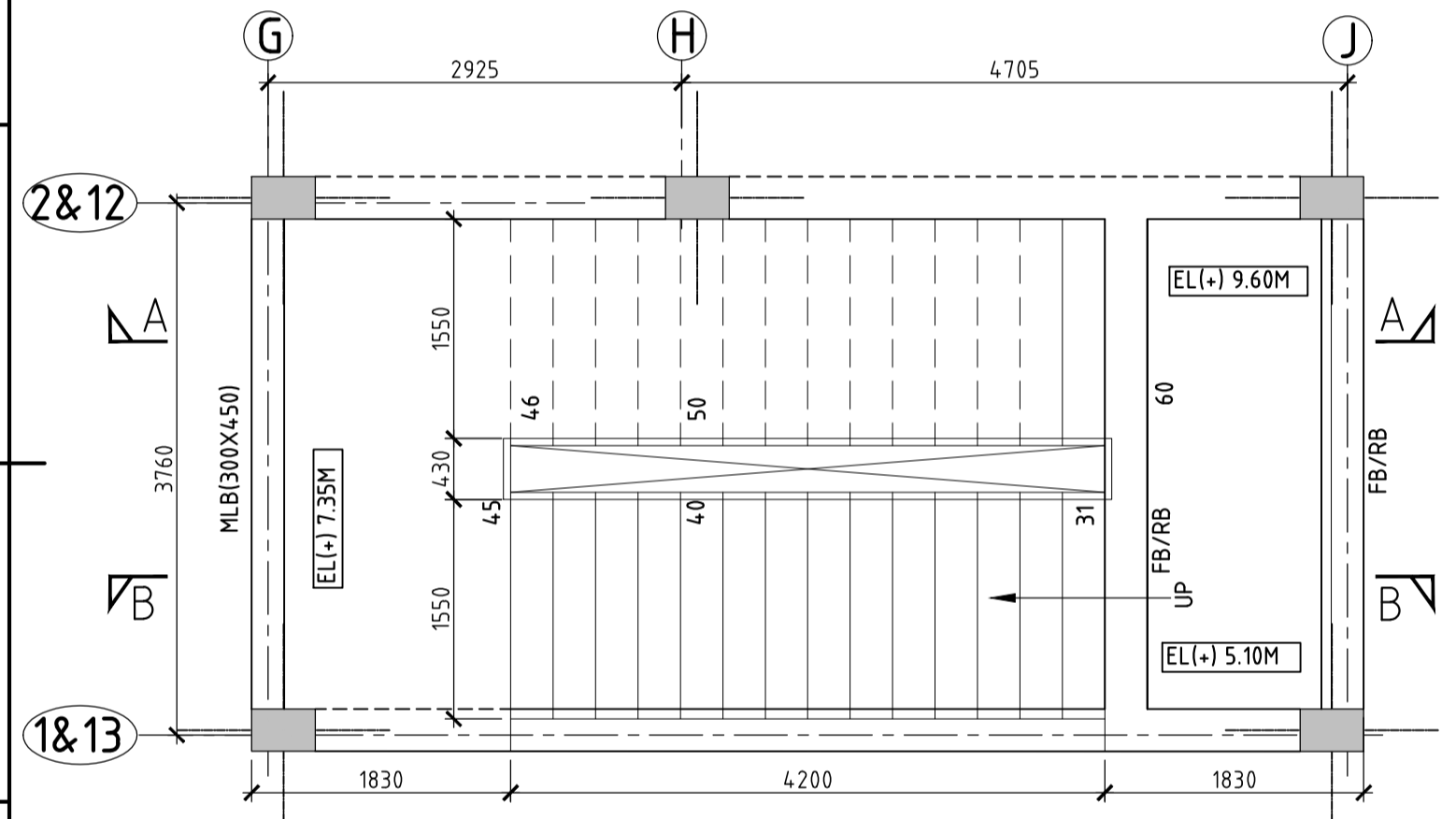
plot scale 1:50mm

SLAB SCHEDULE:-

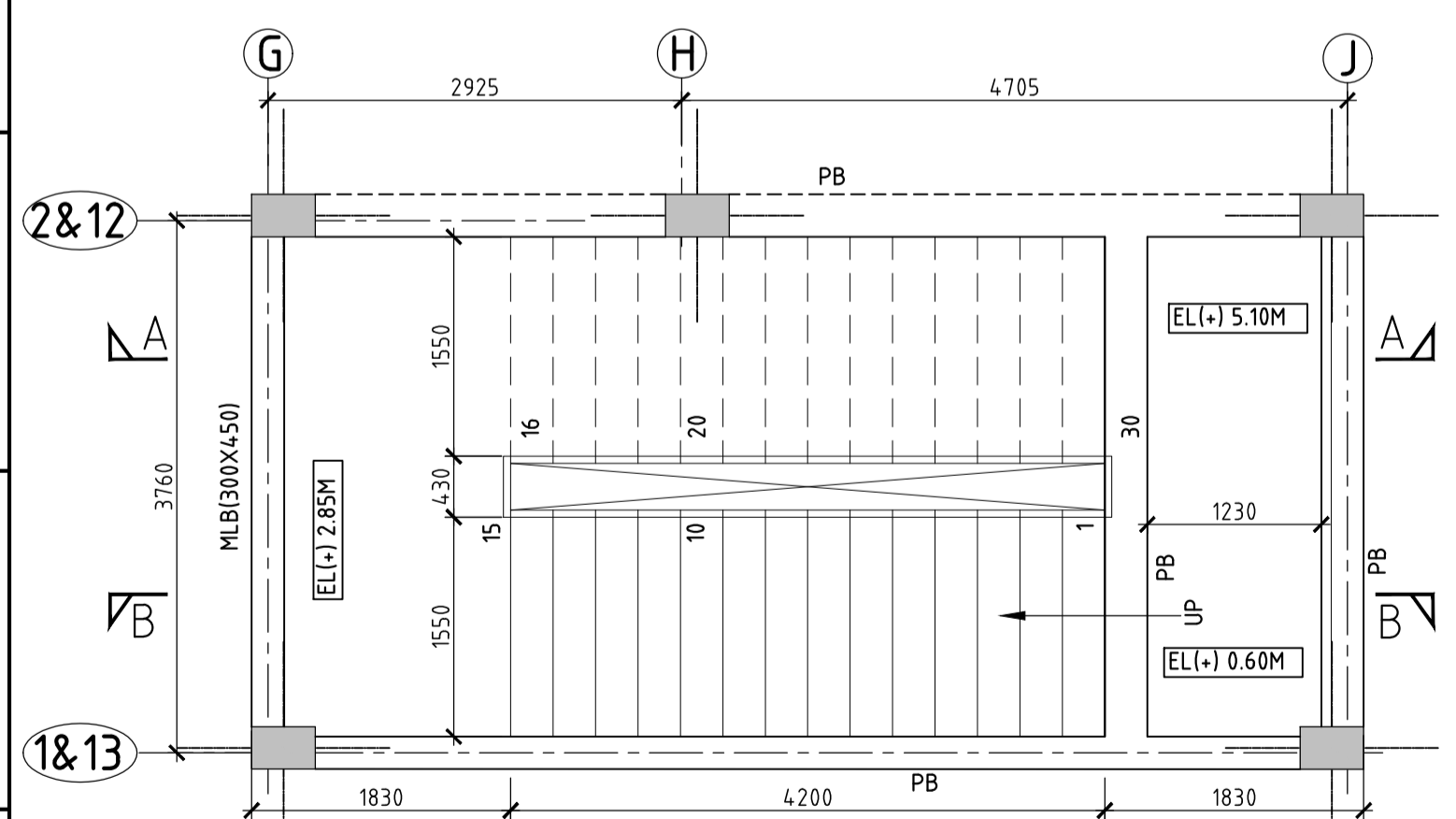
S.NO.	NAME	TYPE	THK (mm)	REINF., ALONG SHORT SPAN		REINF., ALONG LONG SPAN	
				BOTTOM	TOP	BOTTOM	TOP
1	S1		150	T10-100C/C (ALT., CRANK)	T10-100C/C	T10-150C/C (ALT., CRANK)	T8-150C/C



STAIRCASE HEAD ROOF LAYOUT AT (+) 12.30M LVL (SCALE 1:50)

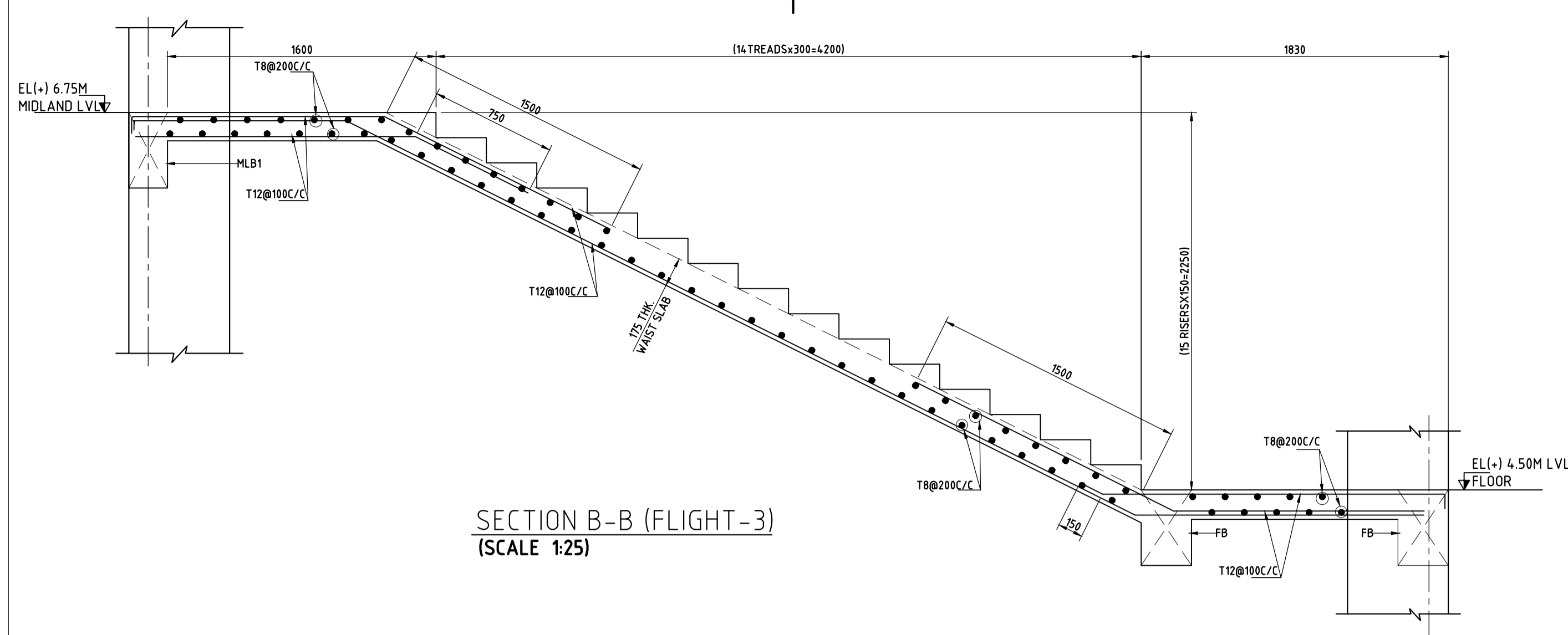


STAIRCASE-2 & 3 AT (+) 5.10M LVL (SCALE 1:50)

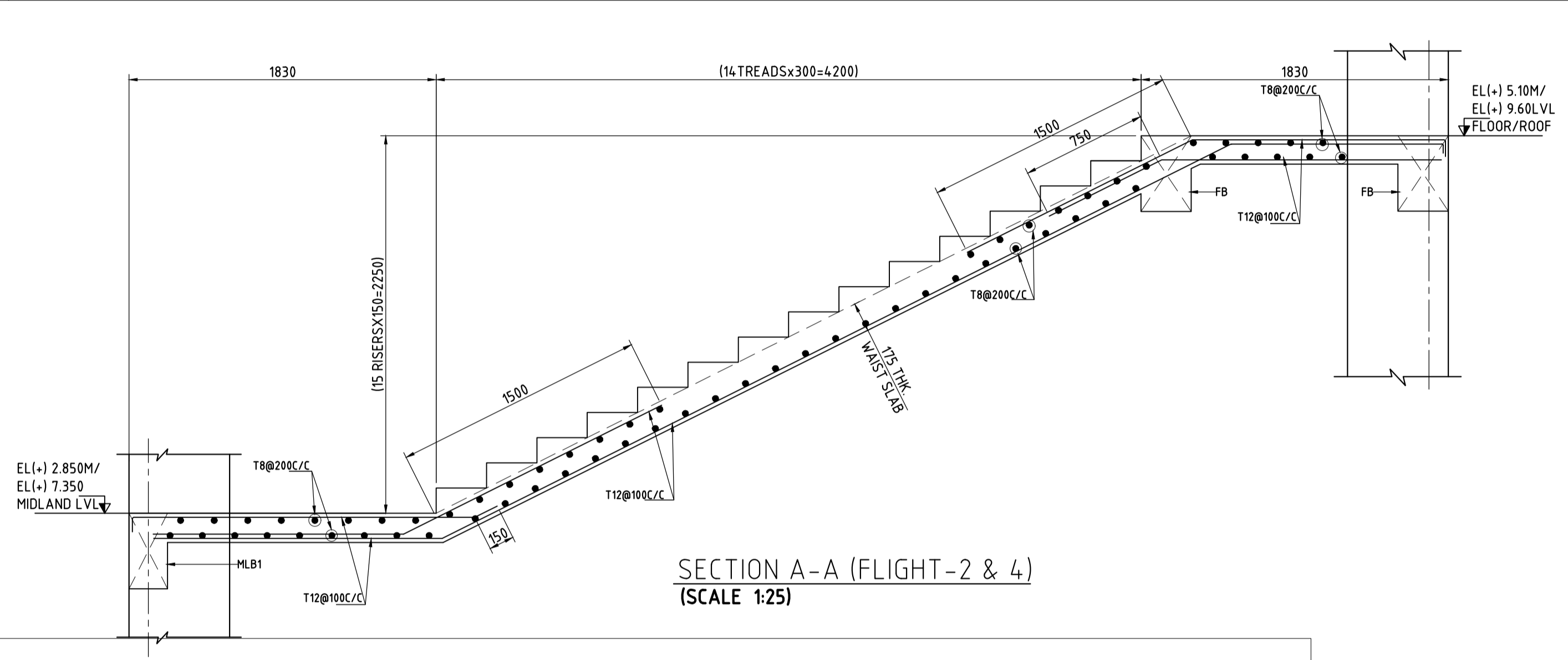


STAIRCASE - 2 & 3 AT (+) 0.60M Lvl (SCALE 1:50)

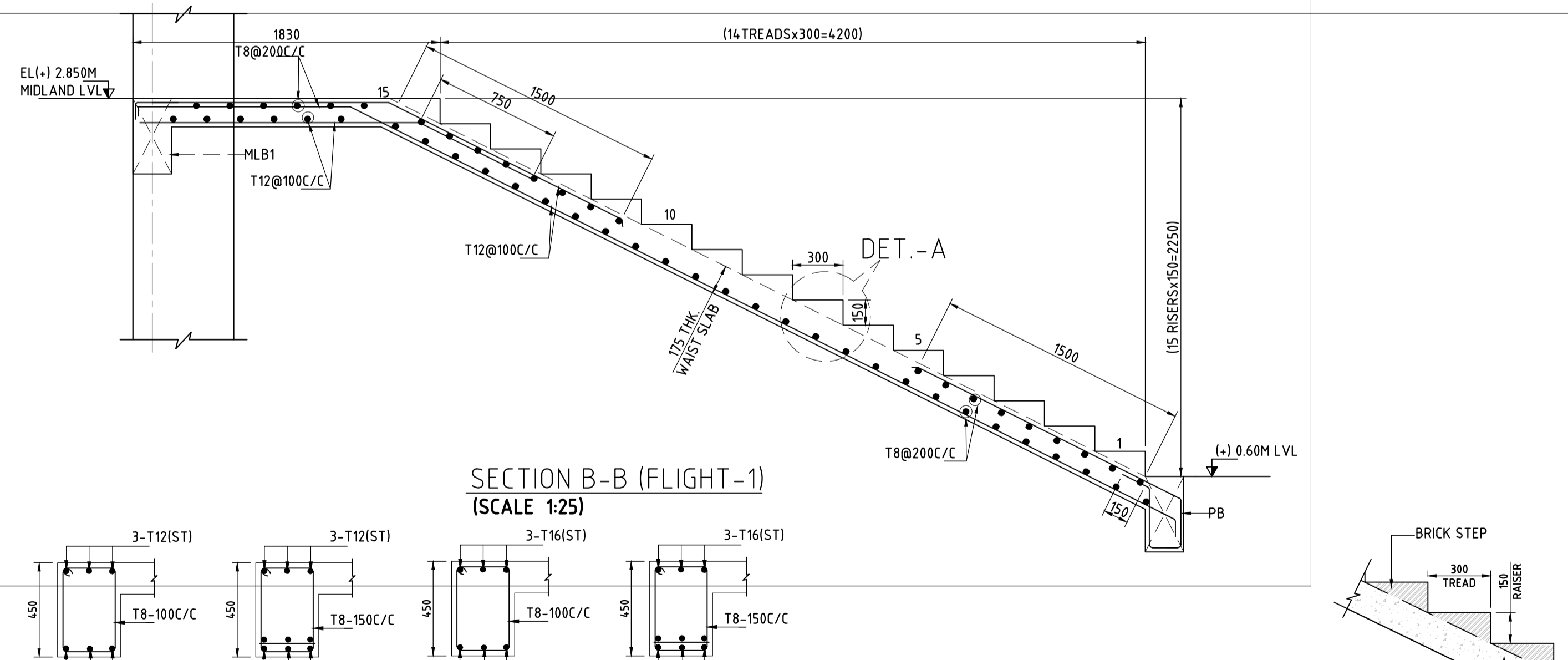
**TREAD - 300mm
RISER - 150mm**



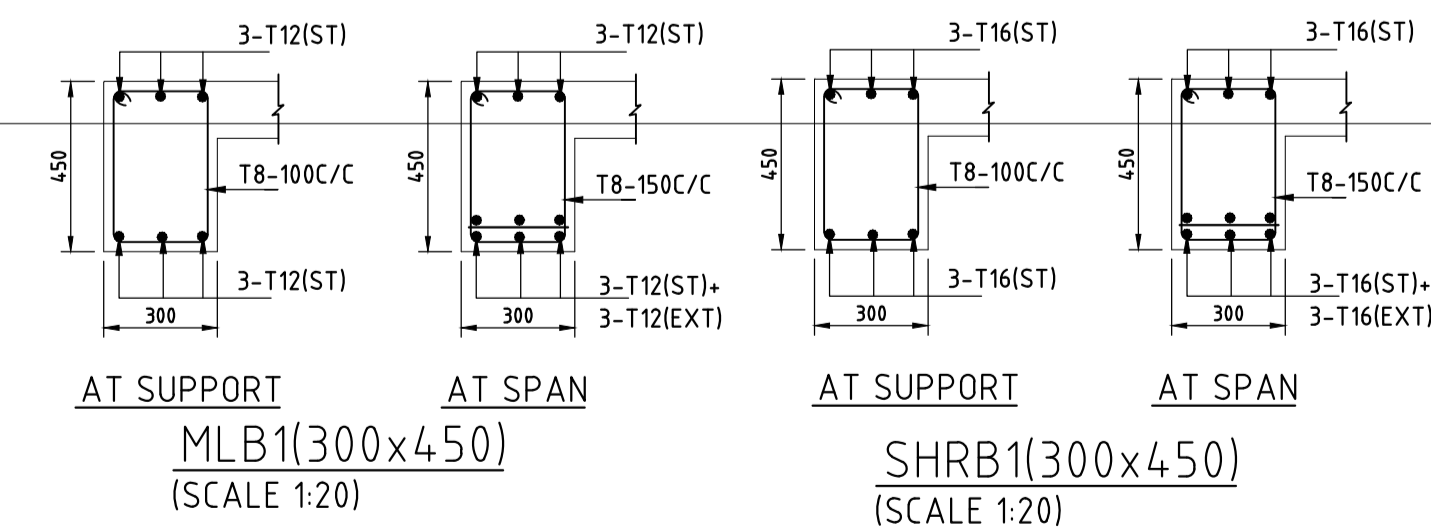
SECTION B-B (FLIGHT-3) (SCALE 1:25)



SECTION A-A (FLIGHT-2 & 4) (SCALE 1:25)

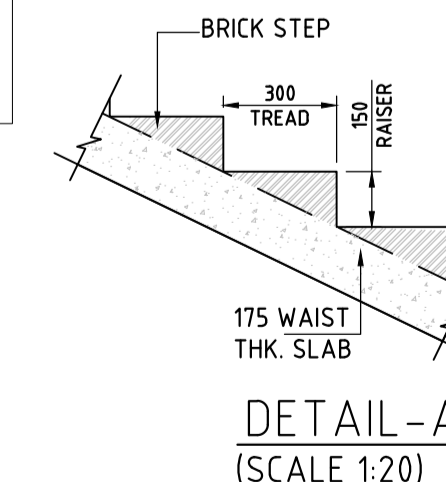


SECTION B-B (FLIGHT-1) (SCALE 1:25)

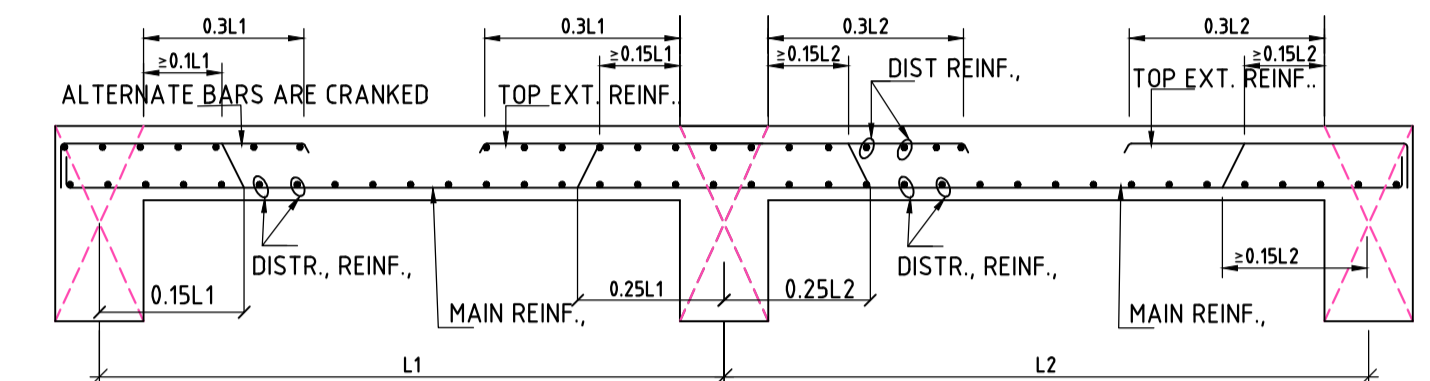
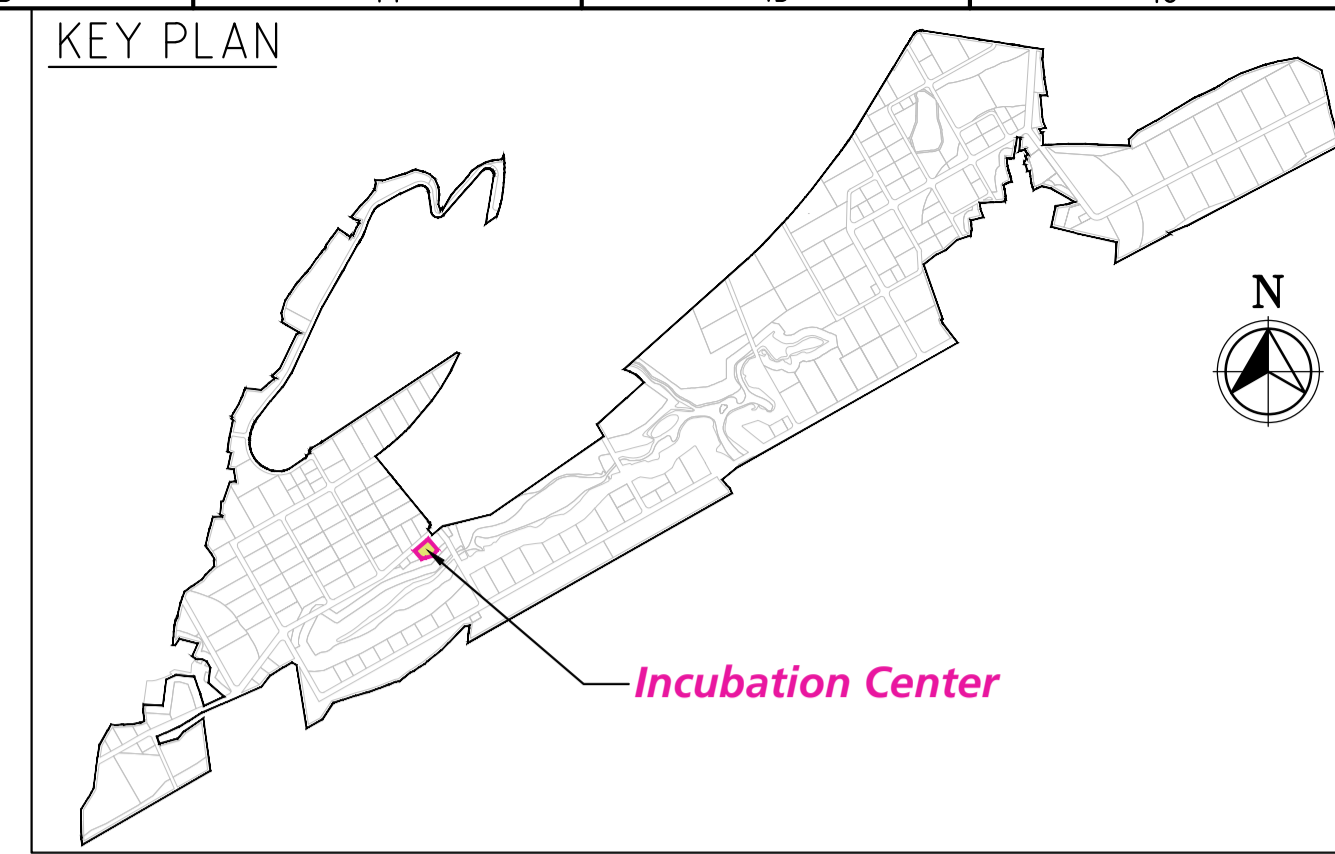


**AT SUPPORT
MLB1(300x450)
(SCALE 1:20)**

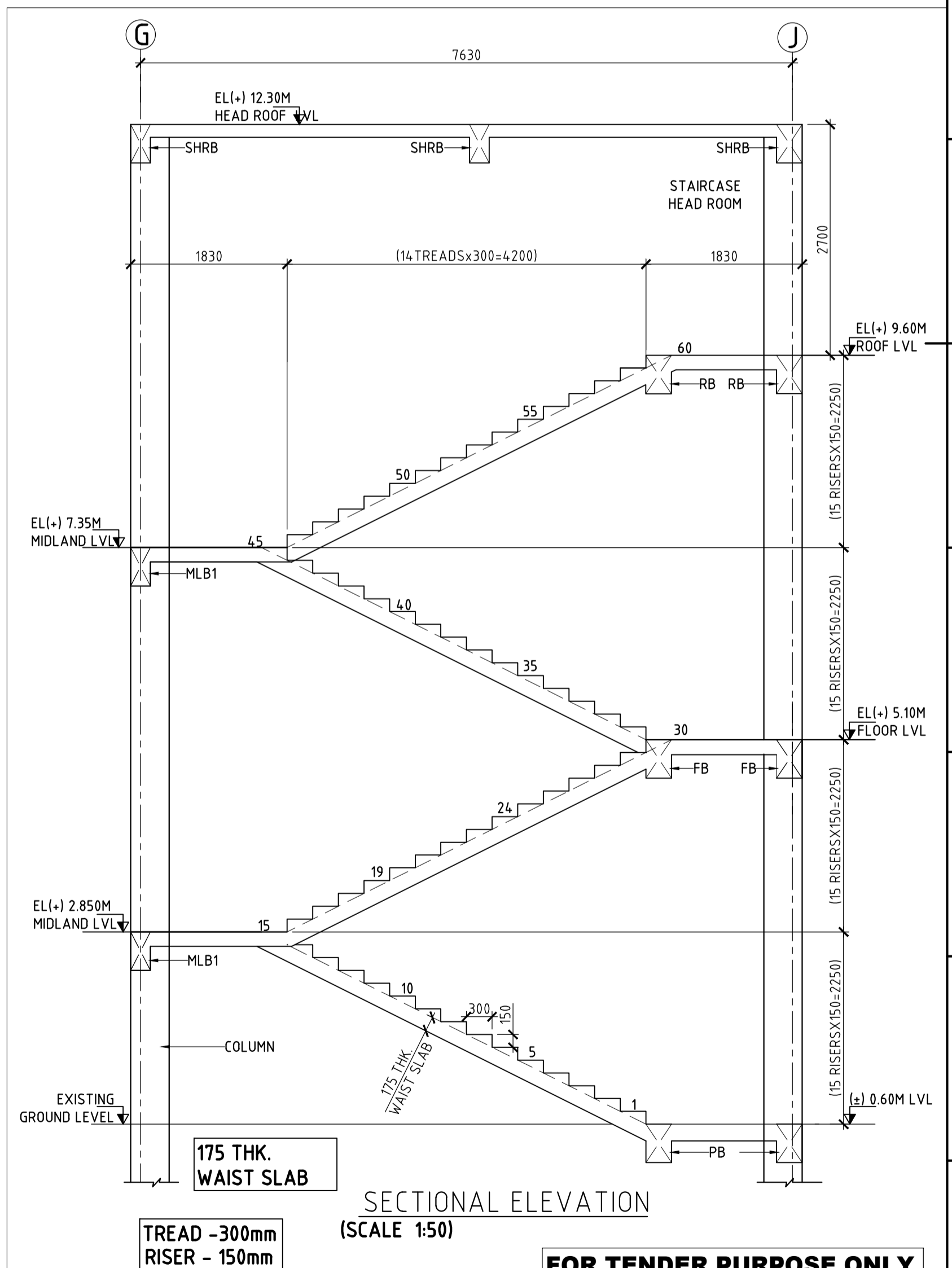
**AT SPAN
SHRB1(300x450)
(SCALE 1:20)**



**DETAIL-A
(SCALE 1:20)**



TYPICAL DETAILS OF SLAB REINFORCEMENT



SECTIONAL ELEVATION (SCALE 1:50)

FOR TENDER PURPOSE ONLY

- NOTES**
- ALL DIMENSIONS ARE IN MM AND ALL LEVEL ARE IN M UNLESS NOTED OTHERWISE.
 - DO NOT SCALE THE DRAWING. FOLLOW FIGURED DIMENSIONS ONLY.
 - CONCRETE GRADE SHALL BE M25.
 - GRADE OF STEEL - F500D.
 - CLEAR COVER FOR MAIN REINFORCEMENT
 - WAIST SLAB-25
 - LAPS SHALL BE STAGGERED & NOT MORE THAN 50% OF THE BARS SHALL BE LAPPED AT ANY LOCATION.
 - THIS DRAWING SHOULD BE READ IN CONJUNCTION WITH RELEVANT ARCHITECTURAL DRAWING.
 - DUCTILE DETAILING AS PER CODE IS13920.
 - WE ARE NOT RESPONSIBLE FOR QUALITY OR STANDARDS OF CONSTRUCTION.

DRAWING NO.	TITLE	REV.	DATE	STATUS	DESCRIPTION	DES.	DRN.	INIT.	SIGN.	INIT.	SIGN.	KTL	PPI	AYR	BRT	
																1: PRELIMINARY
	REFERENCE DRAWINGS															

CLIENT: ANDHRA PRADESH INDUSTRIAL INFRASTRUCTURE CORPORATION LIMITED (APIIC)

PROJECT: SETTING UP OF BULK DRUG PARK AT NAKKAPALLI IN ANAKAPALLI DISTRICT, ANDHRA PRADESH

TITLE: INCUBATION CENTER STAIRCASE 2 & 3 LAYOUT & DETAILS

PROJECT NO: C1232704

COP: -

SCALE: AS SHOWN

DRAWING NO: DDB202H10

REV: 0

COMPANIES: L&T Infrastructure Engineering Ltd., ARTELIA Consulting Engineers Ltd., Formerly Mahindra Consulting Engineers Ltd.

NOTES:

1. This drawing is the property of L&T Infrastructure Engineering Ltd. and must not be passed on to any person without the prior written permission of L&T Infrastructure Engineering Ltd. in full or in part by such person or body without the prior permission in writing.

2. PATH REFER BOTTOM LEFT CORNER OF THE DRAWING

3. ORIGINAL SIZE: A1



Nodal Agency

Andhra Pradesh Industrial Infrastructure Corporation Limited

Implementing Agency

AP Bulk Drug Infrastructure Corp. Ltd

**APIIC Towers, 9th Floor, IT Park, Mangalagiri, Guntur District- 522 503
Andhra Pradesh**